

**INVESTORS GAIN ₦54.81 BILLION AS EQUITIES MARKET REBOUNDS: NGX ASI UP BY 0.26%**

Equities market closed the day's trading session in green zone as the NGX All Share Index and Market Capitalisation appreciated by 0.26% to close at 41,249.71 and ₦21.53 trillion respectively. The Year-to-Date (YtD) and the Quarter-to-Date (QtD) returns stand at 2.43% and 2.56%, while the Month-to-Date (MtD) and Week-to-Date returns stand at 2.56% and -0.45% respectively.

**NGX Sector Indices:** Of all the Industries on the NGX within our coverage, 3 sectors advanced in points while 3 sectors declined. The NGX sector indices that advanced in points were NGX INSURANCE (+0.58%), NGX PREMIUM (+0.58%) and NGX 30 (+0.32%), while the sectors that declined in points were NGX BANKING (-0.20%), NGX CONSUMER GOODS (-0.24%) and NGX OIL & GAS (-0.39%).

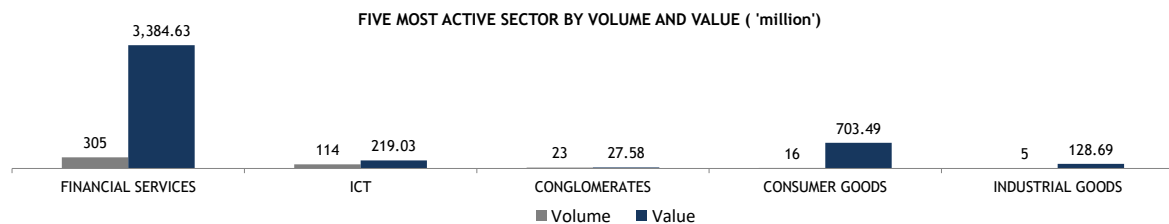
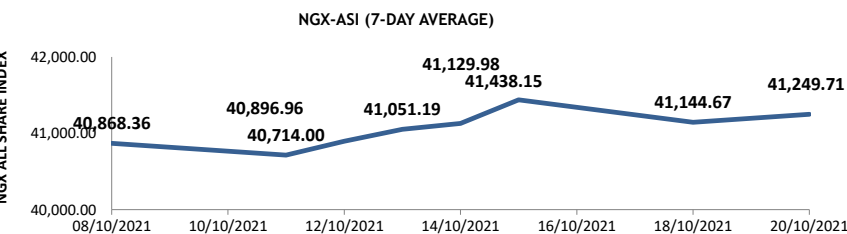
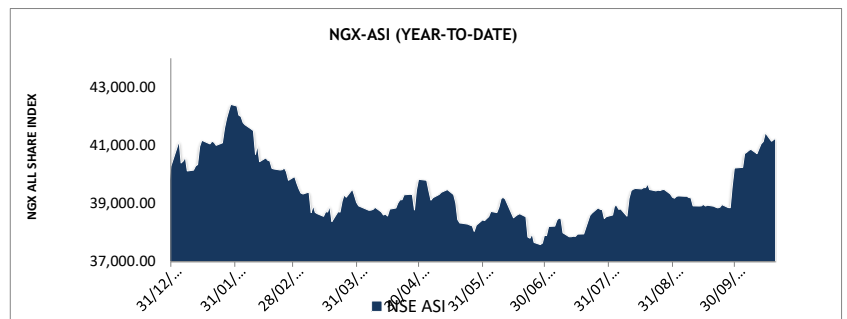
The market breadth (gainers/losers) of 1.17x for the day indicates that the number of buyers outpaced the number of sellers in the market today. At the end of the day's trading, 21 stocks advanced as 18 stocks declined; NGXGROUP (+10.00%), GLAXOSMITH (+6.87%) and NPFMCRFBK (+5.85%) led the gainers chart while PRESTIGE (-8.51%), CHIPLC (-8.33%) and ACADEMY (-8.33%) led the losers chart for the day.

The day's trading activities by volume was led by FBNH (147.60million), ETRANZACT (105.17million) and ACCESS (27.85million) while the activity by value was led by FBNH (₦1.76billion), GTCO (₦0.61billion) and NESTLE (₦0.54billion).

**OUTLOOK:** The Nigerian equities market rebounded from previous loss as NGXGROUP, FBNH, MTNN and 18 others gained in today's trading session. This reflects renewed investors' confidence in the equities market. We expect the market to maintain the positive trend this week as investors continue to show interest in the Nigerian equities.

NGX MARKET DAILY STATISTICS	Today	Previous	% Change
NGX All Share Index (NGXASI)	41,249.71	41,144.67	↑ 0.26%
Market Cap. (₦ 'trn)	21.53	21.47	↑ 0.26%
Transaction Volume (million)	499.51	338.72	↑ 47.47%
Market Turnover (₦ 'million)	5,078.94	4,058.12	↑ 25.16%
Number of Deals	5,998	5,866	↑ 2.25%

Source: Nigerian Stock Exchange (NGX) / PAC Research



**TOP GAINERS**

	Stock	Previous Price	Current Price	Change (₦)	%Change
1	NGXGROUP	19.50	21.45	1.95	10.00
2	GLAXOSMITH	6.55	7.00	0.45	6.87
3	NPFMCRFBK	1.71	1.81	0.10	5.85
4	WAPIC	0.48	0.50	0.02	4.17
5	FBNH	11.75	12.20	0.45	3.83
6	NEM	1.93	2.00	0.07	3.63
7	MBENEFIT	0.28	0.29	0.01	3.57
8	JAIZBANK	0.60	0.62	0.02	3.33
9	ETI	6.95	7.15	0.20	2.88
10	COURTVILLE	0.39	0.40	0.01	2.56

**TOP LOSERS**

	Stock	Previous Price	Current Price	Change (₦)	%Change
1	PRESTIGE	0.47	0.43	-0.04	-8.51
2	CHIPLC	0.60	0.55	-0.05	-8.33
3	ACADEMY	0.36	0.33	-0.03	-8.33
4	CADBURY	8.50	8.00	-0.50	-5.88
5	UBN	5.30	5.00	-0.30	-5.66
6	CHAMS	0.23	0.22	-0.01	-4.35
7	ROYALEX	0.59	0.57	-0.02	-3.39
8	ABCTrans	0.32	0.31	-0.01	-3.13
9	INTBREW	5.00	4.85	-0.15	-3.00
10	CHAMPION	3.09	3.00	-0.09	-2.91

NGX SECTOR INDICES	Today	Previous	% Change	YtD(%)
NGX 30	1,712.68	1,707.29	0.32%	4.42%
NGX Banking 10	398.80	399.60	-0.20%	1.47%
NGX Oil&Gas 5	367.92	369.37	-0.39%	62.65%
NGX Insurance 10	171.27	170.29	0.58%	-9.62%
NGX Consumer Goods 10	551.28	552.63	-0.24%	-3.85%
NGX Premium Index	4,151.87	4,128.12	0.58%	19.62%

Source: Nigerian Stock Exchange (NGX) / PAC Research

TOP 10 LOSERS YEAR TO DATE			TOP 10 GAINERS YEAR TO DATE		
1	SCOA	-67.58%	1	MORISON	285.71%
2	MEYER	-60.00%	2	CHAMPION	248.84%
3	SUNUASSUR	-55.00%	3	LASACO	242.86%
4	CWG	-50.79%	4	HONYFLOUR	216.67%
5	JULI	-39.74%	5	UPDC	135.44%
6	VANLEER	-33.54%	6	VITAFOAM	123.08%
7	DAARCOMM	-33.33%	7	ROYALEX	119.23%
8	FTNCOCOA	-30.30%	8	MANSARD	119.05%
9	ENAMELWA	-26.70%	9	CUTIX	117.39%
10	JAPAUFGOLD	-25.81%	10	UCAP	101.70%

NGX RETURN HISTORY		
Day Change	↑	0.26%
Week-to-Date	↓	-0.45%
Month-to-Date	↑	2.56%
Quarter-to-Date	↑	2.56%
Year-to-Date	↑	2.43%

TOP TRADED STOCKS BY VOLUME	
STOCK	VOLUME (UNITS)
FBNH	147,601,710
ETRANZACT	105,166,888
ACCESS	27,854,834
TRANSCORP	22,292,997
GTCO	20,595,381

TOP TRADED STOCKS BY VALUE	
STOCK	VALUE (₦)
FBNH	1,756,369,828.65
GTCO	612,908,183.40
NESTLE	541,699,034.30
NGXGROUP	379,327,108.05
ZENITHBANK	297,907,459.70

Source: Nigerian Stock Exchange (NGX) / PAC Research

## FIXED INCOME REPORT

### Treasury Bills Market:

In the treasury bills markets, the average yield increased by 1bps as it closed at 5.49% today (vs. 5.48% average market yield of last trading session). At the end of the trading session today, the 90 Days, 180 Days and 360 Days bills closed at 3.82% (0.03%), 5.00% (0.06%), and 7.66% (-0.06%) respectively.

### FGN Bond Market:

In the bond market, the average market yield increased by an average of 40bps as it closed at 11.17% as against 11.11% of the previous session. The result for the 27-Apr-2023, 14-Mar-2024, 22-Jan-2026, 23-Feb-2028, 23-Jul-2030, 24-Jul-2045 and 27-Mar-2050 bonds traded are 8.35% (0.24%), 9.16% (-0.09%), 10.89% (0.20%), 11.71% (0.04%), 12.09% (0.01%), 12.82% (-0.36%) and 13.18% (0.36%) respectively.

### FX and Money Market:

At the Foreign Exchange market, Naira appreciated by ₦1.13 against dollar as it closed at ₦413.04/\$ today (vs. ₦414.17/\$ it closed in the previous trading session). The Open-Buy-Back (OBB) and Overnight (O/N) rate decreased by an average of 50 bps, closing at 14.50% and 15.00% respectively.

SOURCE: BLOOMBERG/PAC RESEARCH (AS AT 16:30 WAT)

EXCHANGES				
AFRICA	20-Oct-21	VALUE Δ	18-Oct-21	% CHANGE
NGX	41,249.71	105.04	41,144.67	0.26%
BOTSWANA GAB	1,447.81	0.00	1,447.81	0.00%
GHANA SE	2,848.01	0.00	2,848.01	0.00%
JSE	66,469.37	-306.78	66,776.15	-0.46%
RWANDA SE	146.16	0.00	146.16	0.00%
UGANDA SE	1,496.59	0.00	1,496.59	0.00%
GLOBAL		VALUE Δ		% CHANGE
DOW JONES	35549.24	91.93	35457.31	0.26%
FTSE 100	7210.15	-7.38	7217.53	-0.10%
DAX	15482.63	-33.20	15515.83	-0.21%
NIKKEI 225	29255.55	40.03	29215.52	0.14%
S&P 500	4527.34	7.71	4519.63	0.17%

Source: Bloomberg / PAC Research as at 17.00 GMT

CURRENCY			
MAJOR CURRENCIES			
	CURRENCY/₦		CURRENCY/\$
USD	PX_LAST	CFA FRANC	563.25
EUR	296.75	S.A RAND	14.43
GBP	0.41	GHANA CEDI	6.07
JPY	569.29	KENYAN SHILLING	110.99
AUD	334.48	RWANDA FRANC	1012.14
ZAR	0.73	EGYPTIAN POUND	15.71

Source: Bloomberg / PAC Research

ECONOMIC INDICATORS	
	20-Oct-21
MONETARY POLICY RATE (MPR)	11.5%
LIQUIDITY RATIO(LR)	30.00%
CASH RESERVE RATIO(CRR)	27.50%
INFLATION	17.01%
GDP GROWTH RATE (Q2'21)	5.01%

COMMODITIES			
ENERGY	TODAY'S PRICE	VALUE Δ	PREVIOUS PRICE
BRENT CRUDE	84.25	-0.84	85.09
WTI CRUDE	81.88	-1.08	82.96
GASOLINE	245.14	-2.40	247.54
NATURAL GAS	4.95	-0.14	5.09
METALS		VALUE Δ	
GOLD	1780.93	12.05	1768.88
SILVER	24.07	0.41	23.66
PLATINIUM	1047.31	3.76	1043.55
PALLADIUM	2071.75	-29.80	2101.55
AGRICULTURE		VALUE Δ	
CORN	532.00	1.50	530.50
WHEAT	742.25	6.25	736.00
SOYBEANS	1240.75	12.50	1228.25
SUGAR	19.01	0.14	18.87
COTTON	107.63	-0.20	107.83
COCOA	2533.00	-25.00	2558.00

## **PACAM BALANCED FUND**

**Investment takes different forms. In investing you need to consider a few basic things;**

- a) What opportunities exist in the market
- b) How much capital to commit into investment.
- c) Transaction cost
- d) Skill and time to monitor the investment
- e) How to exit the investment

Many people often ask the question why a particular stock made more than 390% last year, and think 'if I had put my money in there my investment would have quadrupled'. While that is true, have you considered investing in some stock that delivers a negative return of about 65%? - That could be catastrophic. You wouldn't know on face value what stock would likely do well at the end of the day. This is why diversification is essential, so that as your portfolio risk is spread out.

It does not require a huge amount to build a well-diversified portfolio. One can benefit from portfolio diversification, professional management, competitive returns and broad investment opportunities simply by investing in a vehicle such as a Mutual Fund. Buying into a fund provides great benefit to investors with limited knowledge, time or money, while expanding the opportunities available to the investor.

A Balanced Fund is a type of collective investment scheme that invests in multiple asset classes giving you an opportunity to benefit from a broader range of investment securities. Let me introduce PACAM Balanced Fund sponsored by the PAC Asset Management LTD.

The PACAM Fund is an Open-ended Balanced Fund that will be invested in a mix of instruments across four asset classes and target locations are as follow ; Equity (up to 40%), Bonds (up to 15%), Money Market (up to 15%) and Real Estate (up to 30%.) The Fund seeks to achieve an efficient balance between capital appreciation and income for investors with modest risk appetite.

**Unit Of Sale:** Minimum of 50,000 units and multiples of 10,000 units thereafter.

**Offer Price:** N1:00 per unit

### **How to subscribe:**

Visit [www.pacassetmanagement.com/mutualfunds](http://www.pacassetmanagement.com/mutualfunds) download the application form, complete it and make payment at any branch of Access or Unity Bank to the following account numbers

**Access Bank: 0694495528**

**Unity Bank: 0024075950**

Please scan completed application form and payment evidence to [info@pacassetmanagement.com](mailto:info@pacassetmanagement.com)

## EARNINGS UPDATES

### GUARANTY TRUST BANK PLC (FINAL DIVIDEND)

Proposed Final Dividend: N2.70 per share  
Proposed Bonus: Nil  
Closure Date: 1st April 2021  
AGM Date: 9th April 2021  
Payment Date: 9th April 2021

### ZENITH BANK PLC (FINAL DIVIDEND)

Proposed Final Dividend: N2.70 kobo per 50 kobo share  
Proposed Bonus: NA  
Closure Date: 9th March, 2021  
Qualification Date: 8th March, 2021  
AGM Date: 16th March, 2020  
Payment Date: 16th March, 2020  
AGM Venue: Civic Center, Ozumba Mbadiwe Street,  
Victoria Island Lagos State. The Shell  
Nigeria Hall, Muson Centre, 8/9  
Marina, Onikan, Lagos State Nigeria

### NIGERIAN BREWERIES PLC (FINAL DIVIDEND)

Proposed Final Dividend: 69 Kobo per 50 kobo share  
Proposed Bonus: NA  
Closure Date: 11th - 17th March, 2021  
Qualification Date: 10th of March, 2021  
AGM Date: 22nd of April, 2021 at 10am  
Payment Date: 23rd of April, 2021  
AGM Venue: The Shell Nigeria Hall, Muson Centre, 8/9  
Marina, Onikan, Lagos State Nigeria

### DANGOTE CEMENT (FINAL DIVIDEND)

Proposed Final Dividend: N16.00  
Proposed Bonus: Nil  
Closure Date: 28th April 2021  
AGM Date: 26th May 2021  
Payment Date: 27th May 2021

### LAFARGE AFRICA PLC (FINAL DIVIDEND)

Proposed Final Dividend: N1.00  
Proposed Bonus: Nil  
Closure Date: 4th - 7th May 2021  
AGM Date: 25th May 2021  
Payment Date: 25th May 2021

### STANBIC IBTC (FINAL DIVIDEND)

Proposed Final Dividend: N3.60  
Proposed Bonus: Nil  
Closure Date: 8th - 15th April 2021  
AGM Date: 27th May 2021  
Payment Date: 28th May 2021

For further enquiries, please call **Charles Okonkwo (PAC Securities) on +2348036824312**  
**Dele Ige (PAC Asset Management) on +2348029591495**  
**Oluwole Adeyeye (PAC Research) on +2347033472818**

#### Disclaimer

The information, opinions and recommendations contained herein are and must be construed solely as statements of opinion and not statements of fact. No warranty, express or implied, as to the accuracy, timeliness, completeness, merchantability or fitness for any particular purpose of any such recommendation or information is given or made by **PanAfrican Capital** in any form or manner whatsoever. Each recommendation or opinion must be weighed solely as one factor in any investment or other decision made by or on behalf of any user of the information contained herein and such user must accordingly make its own study and evaluation of each strategy / security that it may consider purchasing, holding or selling and should appoint its own investment or financial or other advisors to assist the user in reaching any decision. **PanAfrican Capital** will accept no responsibility of any nature in respect of any statement, opinion, recommendation or information contained in this document.