

**EQUITIES MARKET OPENS THE WEEK POSITIVE AS NGX ALL SHARE INDEX SURGES BY 2.93%**

Equities market closed the day's trading session in green zone as the NGX All Share Index and Market Capitalisation appreciated by 2.93% to close at 43,246.87 and ₦22.57 trillion respectively. The Year-to-Date (YtD) and the Quarter-to-Date (QtD) returns stand at 7.39% and 7.52%, while the Month-to-Date (MtD) and Week-to-Date returns stand at 2.87% and 2.93% respectively

**NGX Sector Indices:** Of all the Industries on the NGX within our coverage, 3 sectors advanced in points while 3 sectors declined. The NGX sector indices that advanced in points were NGX PREMIUM (+3.24%), NGX 30 (+1.94%), NGX CONSUMER GOODS (+0.25%), while the sectors that declined in points were NGX BANKING (-0.09%), NGX OIL & GAS (-0.57%) and NGX INSURANCE (-1.43%).

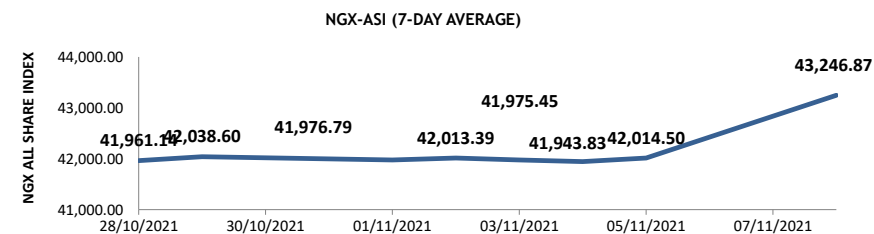
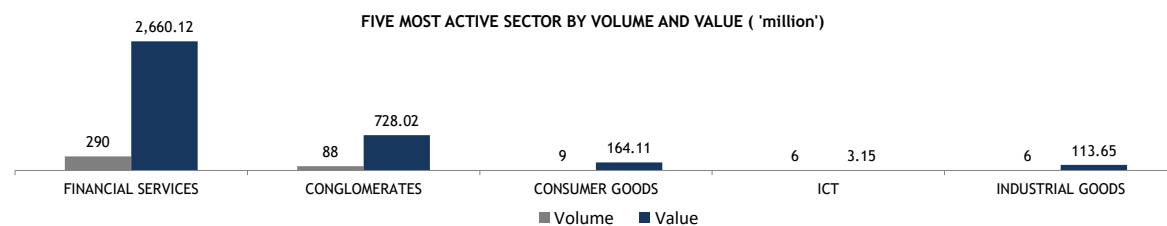
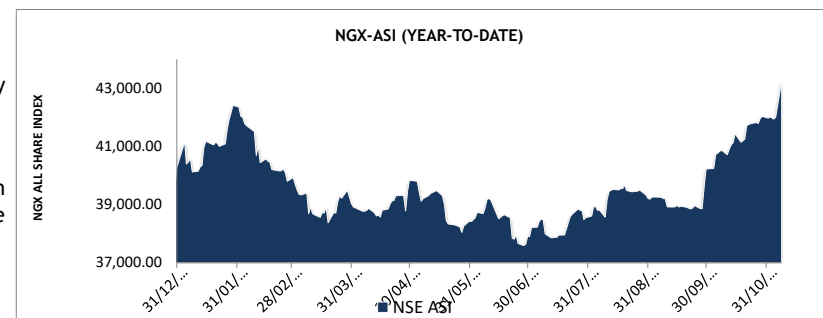
The market breadth (gainers/losers) of 0.69x for the day indicates that the number of sellers outpaced the number of buyers in the market today. At the end of the day's trading, 18 stocks advanced as 26 stocks declined; AIRTELAFRI (+10.00%), REDSTAREX (+9.94%) and CUTIX (+9.91%) led the gainers chart while CONOIL (-9.80%), CWG (-9.73%) and CUSTODIAN (-9.47%) led the losers chart for the day

The day's trading activities by volume was led by STERLN BANK (81.23million), UACN (67.24million) and FBNH (42.24million) while the activity by value was led by ZENITHBANK (₦0.80billion), MTNN (₦0.77billion) and UACN (₦0.71billion).

**OUTLOOK:** The bulls dominated the market today as the NGX All-Share Index surged by 2.93% and Market capitalization by N643 Billion. This can be attributed to the increase in the prices of Lafarge, MTNN and Airtel Africa. This trend may continue through the week as investors seem to be interested in Telecommunication (MTNN & AIRTEL) stocks in the market due to approvals gotten to operate Payment Service Banks services.

NGX MARKET DAILY STATISTICS	Today	Previous	% Change
NGX All Share Index (NGXASI)	43,246.87	42,014.50	↑ 2.93%
Market Cap. (₦ 'trn)	22.57	21.93	↑ 2.93%
Transaction Volume (million)	443.61	277.04	↑ 60.12%
Market Turnover (₦ 'million)	5,048.30	2,382.76	↑ 111.87%
Number of Deals	5,233	3,524	↑ 48.50%

Source: Nigerian Stock Exchange (NGX) / PAC Research



**TOP GAINERS**

	Stock	Previous Price	Current Price	Change (₦)	%Change
1	AIRTELAFRI	780.00	858.00	78.00	10.00
2	REDSTAREX	3.12	3.43	0.31	9.94
3	CUTIX	5.65	6.21	0.56	9.91
4	MTNN	175.60	192.50	16.90	9.62
5	UNILEVER	13.35	14.60	1.25	9.36
6	UCAP	9.20	9.55	0.35	3.80
7	CHIPLC	0.59	0.61	0.02	3.39
8	NGXGROUP	17.75	18.35	0.60	3.38
9	CILEASING	4.60	4.75	0.15	3.26
10	ETI	8.45	8.70	0.25	2.96

**TOP LOSERS**

	Stock	Previous Price	Current Price	Change (₦)	%Change
1	CONOIL	25.50	23.00	-2.50	-9.80
2	CWG	1.13	1.02	-0.11	-9.73
3	CUSTODIAN	8.45	7.65	-0.80	-9.47
4	HONYFLOUR	3.64	3.31	-0.33	-9.07
5	AFRIPRUD	6.35	6.05	-0.30	-4.72
6	LASACO	1.09	1.04	-0.05	-4.59
7	FIDSON	6.54	6.24	-0.30	-4.59
8	MULTIVERSE	0.22	0.21	-0.01	-4.55
9	UACN	11.00	10.50	-0.50	-4.55
10	SOVRENINS	0.23	0.22	-0.01	-4.35

NGX SECTOR INDICES	Today	Previous	% Change	YtD(%)
NGX 30	1,780.74	1,746.84	1.94%	8.57%
NGX Banking 10	402.90	403.27	-0.09%	2.51%
NGX Oil&Gas 5	382.33	384.54	-0.57%	69.02%
NGX Insurance 10	179.10	181.70	-1.43%	-5.49%
NGX Consumer Goods 10	566.73	565.30	0.25%	-1.15%
NGX Premium Index	4,303.18	4,168.06	3.24%	23.98%

Source: Nigerian Stock Exchange (NGX) / PAC Research

TOP 10 LOSERS YEAR TO DATE			TOP 10 GAINERS YEAR TO DATE		
1	SCOA	-64.51%	1	MORISON	285.71%
2	MEYER	-60.00%	2	CHAMPION	225.58%
3	CWG	-59.84%	3	LASACO	197.14%
4	SUNUASSUR	-55.00%	4	HONYFLOUR	175.83%
5	JULI	-39.74%	5	CUTIX	170.00%
6	FTNCOCOA	-39.39%	6	VITAFOAM	139.74%
7	JAPAULGOLD	-33.87%	7	MANSARD	115.24%
8	VANLEER	-33.54%	8	UCAP	102.76%
9	DAARCOMM	-33.33%	9	UPDC	102.53%
10	ENAMELWA	-26.70%	10	REGALINS	100.00%

NGX RETURN HISTORY		
Day Change	↑	2.93%
Week-to-Date	↑	2.93%
Month-to-Date	↑	2.87%
Quarter-to-Date	↑	7.52%
Year-to-Date	↑	7.39%

TOP TRADED STOCKS BY VOLUME	
STOCK	VOLUME (UNITS)
STERLNBANK	81,231,660
UACN	67,244,697
FBNH	42,235,863
ZENITHBANK	32,621,871
TRANSCORP	20,962,533

TOP TRADED STOCKS BY VALUE	
STOCK	VALUE (₦)
ZENITHBANK	797,348,915.45
MTNN	772,232,310.70
UACN	706,443,282.55
FBNH	473,447,717.60
STANBIC	392,347,730.15

Source: Nigerian Stock Exchange (NGX) / PAC Research

## FIXED INCOME REPORT

### Treasury Bills Market:

In the treasury bills markets, the average yield decreased by 6bps as it closed at 5.38% today (vs. 5.44% average market yield of last trading session). At the end of the trading session today, the 90 Days, 180 Days and 360 Days bills closed at 3.70% (-0.11%), 4.92% (-0.15%), and 7.53% (0.09%) respectively.

### FGN Bond Market:

In the bond market, the average market yield decreased by an average of 1488bps as it closed at 11.13% as against 11.14% of the previous session. The result for the 27-Apr-2023, 14-Mar-2024, 22-Jan-2026, 23-Feb-2028, 23-Jul-2030, 24-Jul-2045 and 27-Mar-2050 bonds traded are 8.02% (-0.04%), 9.48% (-0.03%), 11.48% (0.00%), 11.62% (0.00%), 11.90% (0.00%), 12.31% (0.00%) and 13.08% (-0.01%) respectively.

### FX and Money Market:

At the Foreign Exchange market, Naira appreciated by 4 kobo against dollar as it closed at ₦414.26/\$ today (vs. ₦414.30/\$ it closed in the previous trading session). The Open-Buy-Back (OBB) and Overnight (O/N) rate decreased by an average of 719 bps, closing at 4.75% and 5.25% respectively.

SOURCE: BLOOMBERG/PAC RESEARCH (AS AT 17:00 WAT)

EXCHANGES				
AFRICA	8-Nov-21	VALUE Δ	5-Nov-21	% CHANGE
NGX	43,246.87	1,232.37	42,014.50	2.93%
BOTSWANA GAB	1,443.28	6.01	1,437.27	0.42%
GHANA SE	2,932.49	1.20	2,931.29	0.04%
JSE	67,784.07	-41.27	67,825.34	-0.06%
RWANDA SE	145.10	-1.06	146.16	-0.73%
UGANDA SE	1,460.69	-1.06	1,461.75	-0.07%
GLOBAL		VALUE Δ		% CHANGE
DOW JONES	36327.95	203.72	36124.23	0.56%
FTSE 100	7302.54	-1.42	7303.96	-0.02%
DAX	16040.01	-14.35	16054.36	-0.09%
NIKKEI 225	29507.05	-104.52	29611.57	-0.35%
S&P 500	4697.53	17.47	4680.06	0.37%

Source: Bloomberg / PAC Research as at 17.00 GMT

CURRENCY			
MAJOR CURRENCIES			
	CURRENCY/₦		CURRENCY/\$
USD	413.43	CFA FRANC	566.92
EUR	296.75	S.A RAND	14.98
GBP	0.41	GHANA CEDI	6.09
JPY	560.34	KENYAN SHILLING	111.62
AUD	332.32	RWANDA FRANC	1017.64
ZAR	0.73	EGYPTIAN POUND	15.70

Source: Bloomberg / PAC Research

ECONOMIC INDICATORS	
	8-Nov-21
MONETARY POLICY RATE (MPR)	11.5%
LIQUIDITY RATIO(LR)	30.00%
CASH RESERVE RATIO(CRR)	27.50%
INFLATION	17.01%
GDP GROWTH RATE (Q2'21)	5.01%

COMMODITIES			
ENERGY	TODAY'S PRICE	VALUE Δ	PREVIOUS PRICE
BRENT CRUDE	83.15	0.47	82.68
WTI CRUDE	81.74	0.53	81.21
GASOLINE	231.92	0.01	231.91
NATURAL GAS	5.46	-0.04	5.50
METALS		VALUE Δ	
GOLD	1824.73	4.58	1820.15
SILVER	24.38	0.18	24.20
PLATINIUM	1058.23	21.16	1037.07
PALLADIUM	2039.45	-2.29	2041.74
AGRICULTURE		VALUE Δ	
CORN	551.00	-2.00	553.00
WHEAT	766.75	0.25	766.50
SOYBEANS	1199.75	-5.75	1205.50
SUGAR	19.97	0.04	19.93
COTTON	113.83	0.56	113.27
COCOA	2437.00	-8.00	2445.00

## **PACAM BALANCED FUND**

**Investment takes different forms. In investing you need to consider a few basic things;**

- a) What opportunities exist in the market
- b) How much capital to commit into investment.
- c) Transaction cost
- d) Skill and time to monitor the investment
- e) How to exit the investment

Many people often ask the question why a particular stock made more than 390% last year, and think 'if I had put my money in there my investment would have quadrupled'. While that is true, have you considered investing in some stock that delivers a negative return of about 65%? - That could be catastrophic. You wouldn't know on face value what stock would likely do well at the end of the day. This is why diversification is essential, so that as your portfolio risk is spread out.

It does not require a huge amount to build a well-diversified portfolio. One can benefit from portfolio diversification, professional management, competitive returns and broad investment opportunities simply by investing in a vehicle such as a Mutual Fund. Buying into a fund provides great benefit to investors with limited knowledge, time or money, while expanding the opportunities available to the investor.

A Balanced Fund is a type of collective investment scheme that invests in multiple asset classes giving you an opportunity to benefit from a broader range of investment securities. Let me introduce PACAM Balanced Fund sponsored by the PAC Asset Management LTD.

The PACAM Fund is an Open-ended Balanced Fund that will be invested in a mix of instruments across four asset classes and target locations are as follow ; Equity (up to 40%), Bonds (up to 15%), Money Market (up to 15%) and Real Estate (up to 30%.) The Fund seeks to achieve an efficient balance between capital appreciation and income for investors with modest risk appetite.

**Unit Of Sale:** Minimum of 50,000 units and multiples of 10,000 units thereafter.

**Offer Price:** N1:00 per unit

### **How to subscribe:**

Visit [www.pacassetmanagement.com/mutualfunds](http://www.pacassetmanagement.com/mutualfunds) download the application form, complete it and make payment at any branch of Access or Unity Bank to the following account numbers

**Access Bank: 0694495528**

**Unity Bank: 0024075950**

Please scan completed application form and payment evidence to [info@pacassetmanagement.com](mailto:info@pacassetmanagement.com)

## EARNINGS UPDATES

### GUARANTY TRUST HOLDING COMPANY PLC (INTERIM DIVIDEND)

Proposed Interim Dividend: N0.30 Kobo per 50 Kobo share  
Proposed Bonus: Nil  
Closure Date: 17th September 2021  
Qualification Date: 27th September 2021  
Payment Date: 12th October 2021

### ZENITH BANK PLC (INTERIM DIVIDEND)

Proposed Interim Dividend: N0.30 kobo per 50 kobo share  
Proposed Bonus: NIL  
Closure Date: 13th September, 2021  
Qualification Date: 10th September, 2021  
AGM Date: NA  
Payment Date: 20th September, 2020  
AGM Venue: NA

### NIGERIAN BREWERIES PLC (INTERIM DIVIDEND)

Proposed Interim Dividend: 40 Kobo per 50 kobo share  
Proposed Bonus: NA  
Closure Date: 22nd - 26th November, 2021  
Qualification Date: 19th of November, 2021  
AGM Date: NA  
Payment Date: 3rd of December, 2021  
AGM Venue: NA

### DANGOTE CEMENT (FINAL DIVIDEND)

Proposed Final Dividend: N16.00  
Proposed Bonus: Nil  
Closure Date: 28th April 2021  
AGM Date: 26th May 2021  
Payment Date: 27th May 2021

### LAFARGE AFRICA PLC (INTERIM DIVIDEND)

Proposed Interim Dividend: N1.00 Per 50 Kobo Share  
Proposed Bonus: Nil  
Closure Date: 11th - 17th November 2021  
Qualification Date: 10th November 2021  
Payment Date: 19th November 2021

### STANBIC IBTC (INTERIM DIVIDEND)

Proposed Interim Dividend: N1.00 per 50 Kobo Share  
Proposed Bonus: Nil  
Closure Date: 21st - 28th September 2021  
Qualification Date: 20th September 2021  
Payment Date: 29th September 2021

For further enquiries, please call **Charles Okonkwo (PAC Securities) on +2348036824312**  
**Dele Ige (PAC Asset Management) on +2348029591495**  
**Oluwole Adeyeye (PAC Research) on +2347033472818**

#### Disclaimer

The information, opinions and recommendations contained herein are and must be construed solely as statements of opinion and not statements of fact. No warranty, express or implied, as to the accuracy, timeliness, completeness, merchantability or fitness for any particular purpose of any such recommendation or information is given or made by **PanAfrican Capital** in any form or manner whatsoever. Each recommendation or opinion must be weighed solely as one factor in any investment or other decision made by or on behalf of any user of the information contained herein and such user must accordingly make its own study and evaluation of each strategy / security that it may consider purchasing, holding or selling and should appoint its own investment or financial or other advisors to assist the user in reaching any decision. **PanAfrican Capital** will accept no responsibility of any nature in respect of any statement, opinion, recommendation or information contained in this document.