

NIGERIAN EXCHANGE ALL SHARE INDEX SHEDS 0.09%

Equities market closed the day's trading session in red zone as the NGX All Share Index and Market Capitalisation depreciated by 0.09% to close at 41,975.45 and ₦21.91 trillion respectively. The Year-to-Date (YtD) and the Quarter-to-Date (QtD) returns stand at 4.23% and 4.36%, while the Month-to-Date (MtD) and Week-to-Date returns stand at 4.36% and -0.15% respectively

NGX Sector Indices: Of all the Industries on the NGX within our coverage, 1 sector advanced in points while 5 sectors declined. The NGX sector indices that advanced in points was NGX CONSUMER GOODS (+0.09%) while the sectors that declined in points were NGX OIL & GAS (-0.10%), NGX PREMIUM (-0.11%), NGX 30 (-0.16%), NGX BANKING (-1.03%) and NGX INSURANCE (-1.52%).

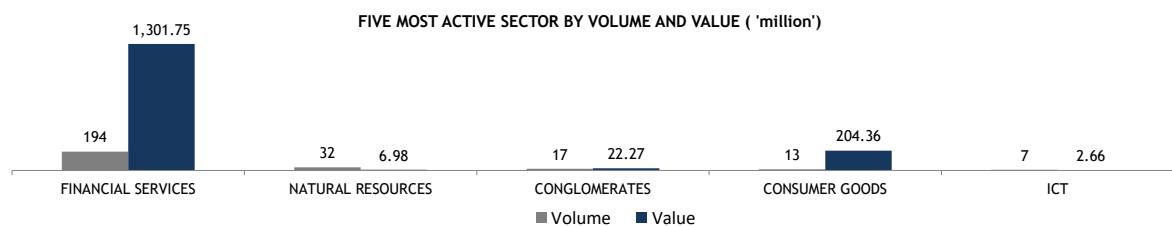
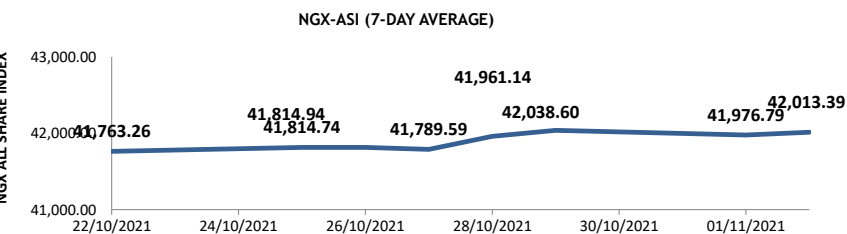
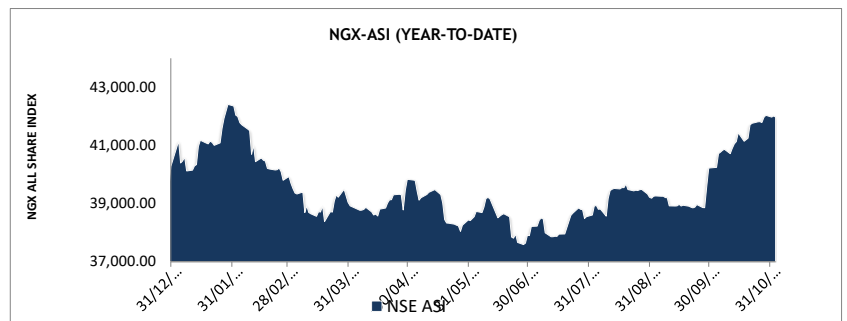
The market breadth (gainers/losers) of 0.65x for the day indicates that the number of sellers outpaced the number of buyers in the market today. At the end of the day's trading, 13 stocks advanced as 20 stocks declined; MULTIVERSE (+10.00%), UNIVINSURE (+10.00%) and HONYFLOUR (+9.78%) led the gainers chart while LASACO (-9.40%), SOVRENINS (-8.33%) and CHAMS (-8.33%) led the losers chart for the day

The day's trading activities by volume was led by FBNH (58.61million), MULTIVERSE (32.08million) and MBENEFIT (21.55million) while the activity by value was led by FBNH (₦0.61billion), WAPCO (₦0.15billion) and GTCO (₦0.15billion).

OUTLOOK: The Nigerian bourse ended the day's trading session in a red zone as the NGX All-Share Index depreciated by 0.09%. This can be attributed to the decline in the prices of ZenithBank and GTCO. However, our outlook remains bullish as we expect investors to start positioning themselves for 2021 Full year dividend payment.

NGX MARKET DAILY STATISTICS	Today	Previous	% Change
NGX All Share Index (NGXASI)	41,975.45	42,013.39	↓ -0.09%
Market Cap. (₦ 'trn)	21.91	21.93	↓ -0.09%
Transaction Volume (million)	292.94	318.97	↓ -8.16%
Market Turnover (₦ 'million)	2,059.97	3,277.90	↓ -37.16%
Number of Deals	4,899	5,492	↓ -10.80%

Source: Nigerian Stock Exchange (NGX) / PAC Research



TOP GAINERS

	Stock	Previous Price	Current Price	Change (₦)	%Change
1	MULTIVERSE	0.20	0.22	0.02	10.00
2	UNIVINSURE	0.20	0.22	0.02	10.00
3	HONYFLOUR	3.17	3.48	0.31	9.78
4	STERLNBANK	1.46	1.56	0.10	6.85
5	WAPIC	0.48	0.51	0.03	6.25
6	FBNH	10.00	10.60	0.60	6.00
7	OANDO	4.84	4.98	0.14	2.89
8	UPL	2.24	2.30	0.06	2.68
9	REGALINS	0.40	0.41	0.01	2.50
10	FCMB	3.00	3.04	0.04	1.33

TOP LOSERS

	Stock	Previous Price	Current Price	Change (₦)	%Change
1	LASACO	1.17	1.06	-0.11	-9.40
2	SOVRENINS	0.24	0.22	-0.02	-8.33
3	CHAMS	0.24	0.22	-0.02	-8.33
4	ARDOVA	14.60	13.50	-1.10	-7.53
5	LINKASSURE	0.57	0.53	-0.04	-7.02
6	ETERNA	7.79	7.31	-0.48	-6.16
7	FTNCOCOA	0.42	0.40	-0.02	-4.76
8	AIICO	1.28	1.22	-0.06	-4.69
9	CHIPLC	0.56	0.54	-0.02	-3.57
10	MANSARD	2.32	2.24	-0.08	-3.45

NGX SECTOR INDICES	Today	Previous	% Change	YtD(%)
NGX 30	1,743.20	1,745.96	-0.16%	6.29%
NGX Banking 10	398.35	402.48	-1.03%	1.36%
NGX Oil&Gas 5	386.17	386.54	-0.10%	70.72%
NGX Insurance 10	177.91	180.66	-1.52%	-6.12%
NGX Consumer Goods 10	571.53	571.04	0.09%	-0.32%
NGX Premium Index	4,159.08	4,163.74	-0.11%	19.83%

Source: Nigerian Stock Exchange (NGX) / PAC Research

TOP 10 LOSERS YEAR TO DATE			TOP 10 GAINERS YEAR TO DATE		
1	SCOA	-67.58%	1	MORISON	285.71%
2	MEYER	-60.00%	2	CHAMPION	225.58%
3	CWG	-55.51%	3	LASACO	202.86%
4	SUNUASSUR	-55.00%	4	HONYFLOUR	190.00%
5	JULI	-39.74%	5	CUTIX	160.87%
6	FTNCOCOA	-39.39%	6	VITAFOAM	139.74%
7	JAPAULGOLD	-35.48%	7	MANSARD	113.33%
8	VANLEER	-33.54%	8	GUINNESS	110.00%
9	DAARCOMM	-33.33%	9	UPDC	105.06%
10	ENAMELWA	-26.70%	10	ROYALEX	100.00%

NGX RETURN HISTORY

Day Change	↓	-0.09%
Week-to-Date	↓	-0.15%
Month-to-Date	↑	4.36%
Quarter-to-Date	↑	4.36%
Year-to-Date	↑	4.23%

TOP TRADED STOCKS BY VOLUME

STOCK	VOLUME (UNITS)
FBNH	58,607,943
MULTIVERSE	32,079,738
MBENEFIT	21,553,106
STERLNBANK	18,481,864
TRANSCORP	15,965,197

TOP TRADED STOCKS BY VALUE

STOCK	VALUE (₦)
FBNH	614,764,140.45
WAPCO	150,651,093.65
GTCO	147,980,540.50
ZENITHBANK	142,172,885.10
ACCESS	109,133,348.55

Source: Nigerian Stock Exchange (NGX) / PAC Research

FIXED INCOME REPORT

Treasury Bills Market:

In the treasury bills markets, the average yield remains the same as it closed at 5.47% today (vs. 5.47% average market yield of last trading session). At the end of the trading session today, the 90 Days, 180 Days and 360 Days bills closed at 3.85% (0.06%), 4.91% (-0.21%), and 7.64% (0.15%) respectively.

FGN Bond Market:

In the bond market, the average market yield decreased by an average of 59bps as it closed at 11.06% as against 11.14% of the previous session. The result for the 27-Apr-2023, 14-Mar-2024, 22-Jan-2026, 23-Feb-2028, 23-Jul-2030, 24-Jul-2045 and 27-Mar-2050 bonds traded are 8.07% (-0.01%), 9.17% (-0.01%), 11.50% (0.00%), 11.52% (-0.03%), 11.76% (0.01%), 12.30% (-0.55%) and 13.09% (0.00%) respectively.

FX and Money Market:

At the Foreign Exchange market, Naira appreciated by 51 kobo against dollar as it closed at ₦413.43/\$ today (vs. ₦413.94/\$ it closed in the previous trading session). The Open-Buy-Back (OBB) and Overnight (O/N) rate increased by an average of 50 bps, closing at 13.00% and 13.50% respectively.

SOURCE: BLOOMBERG/PAC RESEARCH (AS AT 17:30 WAT)

EXCHANGES				
AFRICA	3-Nov-21	VALUE Δ	2-Nov-21	% CHANGE
NGX	41,975.45	-37.94	42,013.39	-0.09%
BOTSWANA GAB	1,472.62	4.12	1,468.50	0.28%
GHANA SE	2,865.97	0.00	2,865.97	0.00%
JSE	67,782.20	317.51	67,464.69	0.47%
RWANDA SE	146.16	0.00	146.16	0.00%
UGANDA SE	1,465.32	0.00	1,465.32	0.00%
GLOBAL		VALUE Δ		% CHANGE
DOW JONES	36026.60	112.76	35913.84	0.31%
FTSE 100	7271.91	-16.71	7288.62	-0.23%
DAX	15932.17	125.88	15806.29	0.80%
NIKKEI 225	29520.90	-126.18	29647.08	-0.43%
S&P 500	4627.67	14.00	4613.67	0.30%

Source: Bloomberg / PAC Research as at 17.00 GMT

CURRENCY			
MAJOR CURRENCIES			
	CURRENCY/₦		CURRENCY/\$
USD	413.43	CFA FRANC	566.02
EUR	294.62	S.A RAND	15.42
GBP	0.41	GHANA CEDI	6.09
JPY	563.70	KENYAN SHILLING	111.30
AUD	333.89	RWANDA FRANC	1012.63
ZAR	0.73	EGYPTIAN POUND	15.70

Source: Bloomberg / PAC Research

ECONOMIC INDICATORS	
	3-Nov-21
MONETARY POLICY RATE (MPR)	11.5%
LIQUIDITY RATIO(LR)	30.00%
CASH RESERVE RATIO(CRR)	27.50%
INFLATION	17.01%
GDP GROWTH RATE (Q2'21)	5.01%

COMMODITIES			
ENERGY	TODAY'S PRICE	VALUE Δ	PREVIOUS PRICE
BRENT CRUDE	84.42	-0.28	84.70
WTI CRUDE	83.39	-0.62	84.01
GASOLINE	243.50	2.62	240.88
NATURAL GAS	5.44	0.26	5.18
METALS		VALUE Δ	
GOLD	1789.76	-3.44	1793.20
SILVER	23.43	-0.61	24.05
PLATINIUM	1041.76	-26.64	1068.40
PALLADIUM	2021.27	-35.73	2057.00
AGRICULTURE		VALUE Δ	
CORN	576.50	-2.50	579.00
WHEAT	794.75	-2.50	797.25
SOYBEANS	1252.00	3.50	1248.50
SUGAR	19.54	0.17	19.37
COTTON	113.86	-1.17	115.03
COCOA	2531.00	-72.00	2603.00

PACAM BALANCED FUND

Investment takes different forms. In investing you need to consider a few basic things;

- a) What opportunities exist in the market
- b) How much capital to commit into investment.
- c) Transaction cost
- d) Skill and time to monitor the investment
- e) How to exit the investment

Many people often ask the question why a particular stock made more than 390% last year, and think 'if I had put my money in there my investment would have quadrupled'. While that is true, have you considered investing in some stock that delivers a negative return of about 65%? - That could be catastrophic. You wouldn't know on face value what stock would likely do well at the end of the day. This is why diversification is essential, so that as your portfolio risk is spread out.

It does not require a huge amount to build a well-diversified portfolio. One can benefit from portfolio diversification, professional management, competitive returns and broad investment opportunities simply by investing in a vehicle such as a Mutual Fund. Buying into a fund provides great benefit to investors with limited knowledge, time or money, while expanding the opportunities available to the investor.

A Balanced Fund is a type of collective investment scheme that invests in multiple asset classes giving you an opportunity to benefit from a broader range of investment securities. Let me introduce PACAM Balanced Fund sponsored by the PAC Asset Management LTD.

The PACAM Fund is an Open-ended Balanced Fund that will be invested in a mix of instruments across four asset classes and target locations are as follow ; Equity (up to 40%), Bonds (up to 15%), Money Market (up to 15%) and Real Estate (up to 30%.) The Fund seeks to achieve an efficient balance between capital appreciation and income for investors with modest risk appetite.

Unit Of Sale: Minimum of 50,000 units and multiples of 10,000 units thereafter.

Offer Price: N1:00 per unit

How to subscribe:

Visit www.pacassetmanagement.com/mutualfunds download the application form, complete it and make payment at any branch of Access or Unity Bank to the following account numbers

Access Bank: 0694495528

Unity Bank: 0024075950

Please scan completed application form and payment evidence to info@pacassetmanagement.com

EARNINGS UPDATES

GUARANTY TRUST HOLDING COMPANY PLC (INTERIM DIVIDEND)

Proposed Interim Dividend: N0.30 Kobo per 50 Kobo share
Proposed Bonus: Nil
Closure Date: 17th September 2021
Qualification Date: 27th September 2021
Payment Date: 12th October 2021

ZENITH BANK PLC (INTERIM DIVIDEND)

Proposed Interim Dividend: N0.30 kobo per 50 kobo share
Proposed Bonus: NIL
Closure Date: 13th September, 2021
Qualification Date: 10th September, 2021
AGM Date: NA
Payment Date: 20th September, 2020
AGM Venue: NA

NIGERIAN BREWERIES PLC (INTERIM DIVIDEND)

Proposed Interim Dividend: 40 Kobo per 50 kobo share
Proposed Bonus: NA
Closure Date: 22nd - 26th November, 2021
Qualification Date: 19th of November, 2021
AGM Date: NA
Payment Date: 3rd of December, 2021
AGM Venue: NA

DANGOTE CEMENT (FINAL DIVIDEND)

Proposed Final Dividend: N16.00
Proposed Bonus: Nil
Closure Date: 28th April 2021
AGM Date: 26th May 2021
Payment Date: 27th May 2021

LAFARGE AFRICA PLC (INTERIM DIVIDEND)

Proposed Interim Dividend: N1.00 Per 50 Kobo Share
Proposed Bonus: Nil
Closure Date: 11th - 17th November 2021
Qualification Date: 10th November 2021
Payment Date: 19th November 2021

STANBIC IBTC (INTERIM DIVIDEND)

Proposed Interim Dividend: N1.00 per 50 Kobo Share
Proposed Bonus: Nil
Closure Date: 21st - 28th September 2021
Qualification Date: 20th September 2021
Payment Date: 29th September 2021

For further enquiries, please call **Charles Okonkwo (PAC Securities) on +2348036824312**
Dele Ige (PAC Asset Management) on +2348029591495
Oluwole Adeyeye (PAC Research) on +2347033472818

Disclaimer

The information, opinions and recommendations contained herein are and must be construed solely as statements of opinion and not statements of fact. No warranty, express or implied, as to the accuracy, timeliness, completeness, merchantability or fitness for any particular purpose of any such recommendation or information is given or made by **PanAfrican Capital** in any form or manner whatsoever. Each recommendation or opinion must be weighed solely as one factor in any investment or other decision made by or on behalf of any user of the information contained herein and such user must accordingly make its own study and evaluation of each strategy / security that it may consider purchasing, holding or selling and should appoint its own investment or financial or other advisors to assist the user in reaching any decision. **PanAfrican Capital** will accept no responsibility of any nature in respect of any statement, opinion, recommendation or information contained in this document.