

STOCK MARKET REVERSES GAINING STREAK AS ALL SHARE INDEX DECREASES BY 0.15%

Equities market closed the day's trading session in red zone as the NGX All Share Index and Market Capitalisation depreciated by 0.15% to close at 41,976.79 and ₦21.91 trillion respectively. The Year-to-Date (YtD) and the Quarter-to-Date (QtD) returns stand at 4.24% and 4.36%, while the Month-to-Date (MtD) and Week-to-Date returns stand at -0.15% and -0.15% respectively

NGX Sector Indices: Of all the Industries on the NGX within our coverage, 1 sector advanced in points while 5 sectors declined. The NGX sector indices that advanced in points was NGX INSURANCE (+1.93%) while the sectors that declined in points were NGX CONSUMER GOODS (-0.30%), NGX BANKING (-0.43%), NGX 30 (-0.17%), NGX PREMIUM (-0.08%) and NGX OIL & GAS (-1.82%).

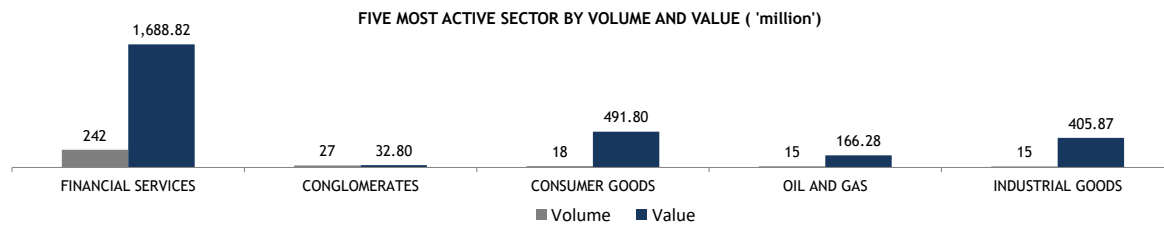
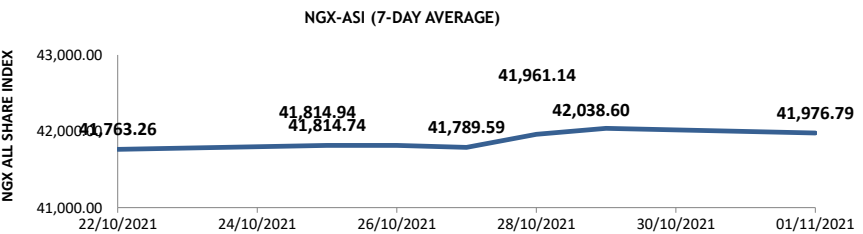
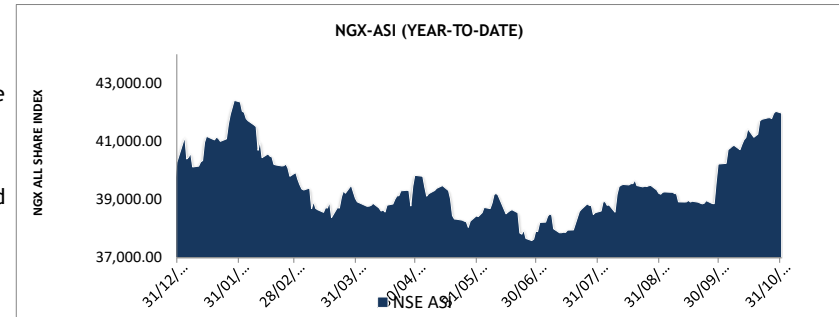
The market breadth (gainers/losers) of 0.63x for the day indicates that the number of sellers outpaced the number of buyers in the market today. At the end of the day's trading, 20 stocks advanced as 32 stocks declined; FIDSON (+9.92%), GUINNESS (+9.92%) and SOVRENINS (+9.09%) led the gainers chart while ETERNA (-9.94%), UPDC (-9.44%) and COURTVILLE (-9.09%) led the losers chart for the day

The day's trading activities by volume was led by MBENEFIT (52.44million), UBA (29.28million) and FBNH (27.55million) while the activity by value was led by ZENITHBANK (₦0.34billion), FBNH (₦0.30billion) and WAPCO (₦0.28billion).

OUTLOOK: The bears dominated the market today as the NGX All-Share Index declined by 0.15%. This can be attributed to the decrease recorded in GTCO, NIGERIAN BREWRIES, ZENITH and 29 other stocks. We expect cautious trading in the equities market amongst investors this week.

NGX MARKET DAILY STATISTICS	Today	Previous	% Change
NGX All Share Index (NGXASI)	41,976.79	42,038.60	↓ -0.15%
Market Cap. (₦ 'trn)	21.91	21.94	↓ -0.15%
Transaction Volume (million)	378.15	1,129.72	↓ -66.53%
Market Turnover (₦ 'million)	3,243.65	13,778.72	↓ -76.46%
Number of Deals	6,384	5,458	↑ 16.97%

Source: Nigerian Stock Exchange (NGX) / PAC Research



TOP GAINERS

	Stock	Previous Price	Current Price	Change (₦)	%Change
1	FIDSON	6.15	6.76	0.61	9.92
2	GUINNESS	36.30	39.90	3.60	9.92
3	SOVRENINS	0.22	0.24	0.02	9.09
4	AIICO	1.24	1.35	0.11	8.87
5	REGALINS	0.37	0.40	0.03	8.11
6	UPL	2.17	2.34	0.17	7.83
7	GLAXOSMITH	6.10	6.50	0.40	6.56
8	WAPIC	0.48	0.51	0.03	6.25
9	ROYALEX	0.50	0.53	0.03	6.00
10	WEMABANK	0.81	0.85	0.04	4.94

TOP LOSERS

	Stock	Previous Price	Current Price	Change (₦)	%Change
1	ETERNA	8.65	7.79	-0.86	-9.94
2	UPDC	1.80	1.63	-0.17	-9.44
3	COURTVILLE	0.44	0.40	-0.04	-9.09
4	OANDO	5.05	4.65	-0.40	-7.92
5	HONYFLOUR	3.60	3.32	-0.28	-7.78
6	LASACO	1.17	1.08	-0.09	-7.69
7	MBENEFIT	0.28	0.26	-0.02	-7.14
8	JAPAULGOLD	0.44	0.41	-0.03	-6.82
9	NEIMETH	1.94	1.81	-0.13	-6.70
10	CHAMPION	3.00	2.82	-0.18	-6.00

NGX SECTOR INDICES	Today	Previous	% Change	YtD(%)
NGX 30	1,744.12	1,747.12	-0.17%	6.34%
NGX Banking 10	408.63	410.39	-0.43%	3.97%
NGX Oil&Gas 5	383.78	390.90	-1.82%	69.66%
NGX Insurance 10	183.40	179.92	1.93%	-3.22%
NGX Consumer Goods 10	567.78	569.51	-0.30%	-0.97%
NGX Premium Index	4,182.69	4,186.24	-0.08%	20.51%

Source: Nigerian Stock Exchange (NGX) / PAC Research

TOP 10 LOSERS YEAR TO DATE			TOP 10 GAINERS YEAR TO DATE		
1	SCOA	-67.58%	1	MORISON	285.71%
2	MEYER	-60.00%	2	CHAMPION	227.91%
3	CWG	-55.51%	3	LASACO	208.57%
4	SUNUASSUR	-55.00%	4	HONYFLOUR	176.67%
5	JULI	-39.74%	5	CUTIX	160.87%
6	JAPAULGOLD	-33.87%	6	VITAFOAM	139.74%
7	VANLEER	-33.54%	7	MANSARD	122.86%
8	DAARCOMM	-33.33%	8	GUINNESS	110.00%
9	FTNCOCOA	-30.30%	9	UPDC	106.33%
10	ENAMELWA	-26.70%	10	ROYALEX	103.85%

NGX RETURN HISTORY

Day Change	↓	-0.15%
Week-to-Date	↓	-0.15%
Month-to-Date	↓	-0.15%
Quarter-to-Date	↑	4.36%
Year-to-Date	↑	4.24%

TOP TRADED STOCKS BY VOLUME

STOCK	VOLUME (UNITS)
MBENEFIT	52,444,808
UBA	29,277,924
FBNH	27,545,394
AIICO	26,969,797
TRANSCORP	26,180,228

TOP TRADED STOCKS BY VALUE

STOCK	VALUE (₦)
ZENITHBANK	339,792,420.00
FBNH	299,816,409.50
WAPCO	279,197,126.05
GTCO	263,868,402.20
UBA	250,854,012.65

Source: Nigerian Stock Exchange (NGX) / PAC Research

FIXED INCOME REPORT

Treasury Bills Market:

In the treasury bills markets, the average yield decreased by 15bps as it closed at 5.36% today (vs. 5.51% average market yield of last trading session). At the end of the trading session today, the 90 Days, 180 Days and 360 Days bills closed at 4.13% (0.24%), 4.81% (-0.23%), and 7.15% (-0.45%) respectively.

FGN Bond Market:

In the bond market, the average market yield remained the same as it closed at 11.15% as against 11.15% of the previous session. The result for the 27-Apr-2023, 14-Mar-2024, 22-Jan-2026, 23-Feb-2028, 23-Jul-2030, 24-Jul-2045 and 27-Mar-2050 bonds traded are 8.10% (0.00%), 9.19% (0.00%), 11.51% (0.00%), 11.56% (0.00%), 11.76% (0.00%), 12.85% (0.00%) and 13.10% (0.00%) respectively.

FX and Money Market:

At the Foreign Exchange market, Naira depreciated by 103 kobo against dollar as it closed at ₦414.98/\$ today (vs. ₦413.95/\$ it closed in the previous trading session). The Open-Buy-Back (OBB) and Overnight (O/N) rate decreased by an average of 550 bps, closing at 12.50% and 13.00% respectively.

EXCHANGES				
AFRICA	1-Nov-21	VALUE Δ	29-Oct-21	% CHANGE
NGX	41,976.79	-61.81	42,038.60	-0.15%
BOTSWANA GAB	1,460.66	0.00	1,460.66	0.00%
GHANA SE	2,864.31	-0.90	2,865.21	-0.03%
JSE	67,464.69	-295.07	67,759.76	-0.44%
RWANDA SE	146.16	0.00	146.16	0.00%
UGANDA SE	1,464.61	0.00	1,464.61	0.00%
GLOBAL		VALUE Δ		% CHANGE
DOW JONES	35919.94	100.38	35819.56	0.28%
FTSE 100	7289.18	51.61	7237.57	0.71%
DAX	15788.86	100.09	15688.77	0.64%
NIKKEI 225	29647.08	754.39	28892.69	2.61%
S&P 500	4613.99	8.61	4605.38	0.19%

Source: Bloomberg / PAC Research as at 17.00 GMT

SOURCE: FMDQ/PAC RESEARCH (AS AT 21:30 WAT)

CURRENCY			
MAJOR CURRENCIES			
	CURRENCY/₦		CURRENCY/\$
USD	PX_LAST	CFA FRANC	566.79
EUR	297.22	S.A RAND	15.34
GBP	0.41	GHANA CEDI	6.09
JPY	565.51	KENYAN SHILLING	111.25
AUD	333.99	RWANDA FRANC	1017.91
ZAR	0.73	EGYPTIAN POUND	15.71

Source: Bloomberg / PAC Research

ECONOMIC INDICATORS	
	1-Nov-21
MONETARY POLICY RATE (MPR)	11.5%
LIQUIDITY RATIO(LR)	30.00%
CASH RESERVE RATIO(CRR)	27.50%
INFLATION	17.01%
GDP GROWTH RATE (Q2'21)	5.01%

COMMODITIES			
ENERGY	TODAY'S PRICE	VALUE Δ	PREVIOUS PRICE
BRENT CRUDE	85.09	1.37	83.72
WTI CRUDE	84.84	1.27	83.57
GASOLINE	240.40	3.37	237.03
NATURAL GAS	5.30	-0.13	5.43
METALS		VALUE Δ	
GOLD	1790.53	6.96	1783.57
SILVER	24.03	0.13	23.90
PLATINIUM	1053.01	31.14	1021.87
PALLADIUM	2053.75	49.82	2003.93
AGRICULTURE		VALUE Δ	
CORN	572.25	4.25	568.00
WHEAT	788.00	16.00	772.00
SOYBEANS	1248.75	-0.75	1249.50
SUGAR	19.46	0.20	19.26
COTTON	114.12	2.90	111.22
COCOA	2567.00	-13.00	2580.00

PACAM BALANCED FUND

Investment takes different forms. In investing you need to consider a few basic things;

- a) What opportunities exist in the market
- b) How much capital to commit into investment.
- c) Transaction cost
- d) Skill and time to monitor the investment
- e) How to exit the investment

Many people often ask the question why a particular stock made more than 390% last year, and think 'if I had put my money in there my investment would have quadrupled'. While that is true, have you considered investing in some stock that delivers a negative return of about 65%? - That could be catastrophic. You wouldn't know on face value what stock would likely do well at the end of the day. This is why diversification is essential, so that as your portfolio risk is spread out.

It does not require a huge amount to build a well-diversified portfolio. One can benefit from portfolio diversification, professional management, competitive returns and broad investment opportunities simply by investing in a vehicle such as a Mutual Fund. Buying into a fund provides great benefit to investors with limited knowledge, time or money, while expanding the opportunities available to the investor.

A Balanced Fund is a type of collective investment scheme that invests in multiple asset classes giving you an opportunity to benefit from a broader range of investment securities. Let me introduce PACAM Balanced Fund sponsored by the PAC Asset Management LTD.

The PACAM Fund is an Open-ended Balanced Fund that will be invested in a mix of instruments across four asset classes and target locations are as follow ; Equity (up to 40%), Bonds (up to 15%), Money Market (up to 15%) and Real Estate (up to 30%.) The Fund seeks to achieve an efficient balance between capital appreciation and income for investors with modest risk appetite.

Unit Of Sale: Minimum of 50,000 units and multiples of 10,000 units thereafter.

Offer Price: N1:00 per unit

How to subscribe:

Visit www.pacassetmanagement.com/mutualfunds download the application form, complete it and make payment at any branch of Access or Unity Bank to the following account numbers

Access Bank: 0694495528

Unity Bank: 0024075950

Please scan completed application form and payment evidence to info@pacassetmanagement.com

EARNINGS UPDATES

GUARANTY TRUST HOLDING COMPANY PLC (INTERIM DIVIDEND)

Proposed Interim Dividend: N0.30 Kobo per 50 Kobo share
Proposed Bonus: Nil
Closure Date: 17th September 2021
Qualification Date: 27th September 2021
Payment Date: 12th October 2021

ZENITH BANK PLC (INTERIM DIVIDEND)

Proposed Interim Dividend: N0.30 kobo per 50 kobo share
Proposed Bonus: NIL
Closure Date: 13th September, 2021
Qualification Date: 10th September, 2021
AGM Date: NA
Payment Date: 20th September, 2020
AGM Venue: NA

NIGERIAN BREWERIES PLC (INTERIM DIVIDEND)

Proposed Interim Dividend: 40 Kobo per 50 kobo share
Proposed Bonus: NA
Closure Date: 22nd - 26th November, 2021
Qualification Date: 19th of November, 2021
AGM Date: NA
Payment Date: 3rd of December, 2021
AGM Venue: NA

DANGOTE CEMENT (FINAL DIVIDEND)

Proposed Final Dividend: N16.00
Proposed Bonus: Nil
Closure Date: 28th April 2021
AGM Date: 26th May 2021
Payment Date: 27th May 2021

LAFARGE AFRICA PLC (INTERIM DIVIDEND)

Proposed Interim Dividend: N1.00 Per 50 Kobo Share
Proposed Bonus: Nil
Closure Date: 11th - 17th November 2021
Qualification Date: 10th November 2021
Payment Date: 19th November 2021

STANBIC IBTC (INTERIM DIVIDEND)

Proposed Interim Dividend: N1.00 per 50 Kobo Share
Proposed Bonus: Nil
Closure Date: 21st - 28th September 2021
Qualification Date: 20th September 2021
Payment Date: 29th September 2021

For further enquiries, please call **Charles Okonkwo (PAC Securities) on +2348036824312**
Dele Ige (PAC Asset Management) on +2348029591495
Oluwole Adeyeye (PAC Research) on +2347033472818

Disclaimer

The information, opinions and recommendations contained herein are and must be construed solely as statements of opinion and not statements of fact. No warranty, express or implied, as to the accuracy, timeliness, completeness, merchantability or fitness for any particular purpose of any such recommendation or information is given or made by **PanAfrican Capital** in any form or manner whatsoever. Each recommendation or opinion must be weighed solely as one factor in any investment or other decision made by or on behalf of any user of the information contained herein and such user must accordingly make its own study and evaluation of each strategy / security that it may consider purchasing, holding or selling and should appoint its own investment or financial or other advisors to assist the user in reaching any decision. **PanAfrican Capital** will accept no responsibility of any nature in respect of any statement, opinion, recommendation or information contained in this document.