

STOCK MARKET MAINTAINS NEGATIVE NOTE AS NSE ASI DIPS BY 0.30%

Equities market closed the day's trading session in red zone as the NSE All Share Index and Market Capitalisation depreciated by 0.30% to close at 38,328.13 and ₦19.98 trillion respectively. The Year-to-Date (YtD) and the Quarter-to-Date (QtD) returns stand at -4.82% and -1.84%, while the Month-to-Date (MtD) and Week-to-Date returns stand at -3.78% and -2.92% respectively.

NSE Sector Indices: Of all the Industries on the NSE within our coverage, 3 sectors advanced in points while 3 sectors declined others remained flat. The NSE sector indices that advanced in points were NSE CONSUMER GOODS (+0.39%), NSE INSURANCE (+0.35%), NSE OIL & GAS (+0.05%) while the sectors that declined in points were NSE BANKING (-0.11%), NSE 30 (-0.31%) and NSE PREMIUM (-0.78%).

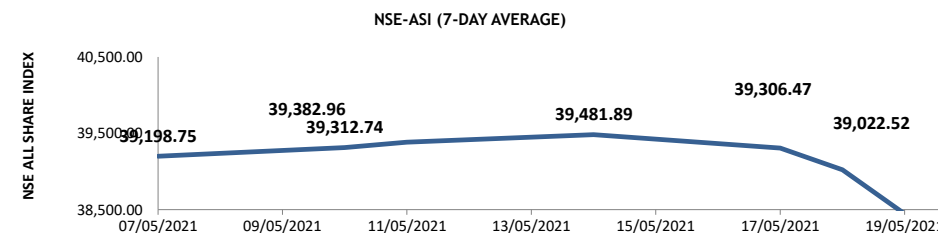
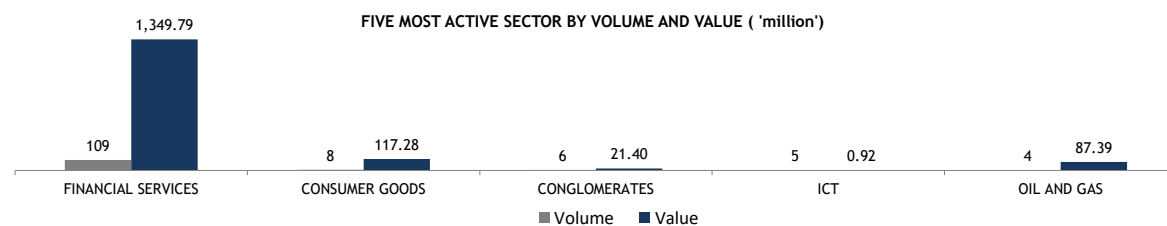
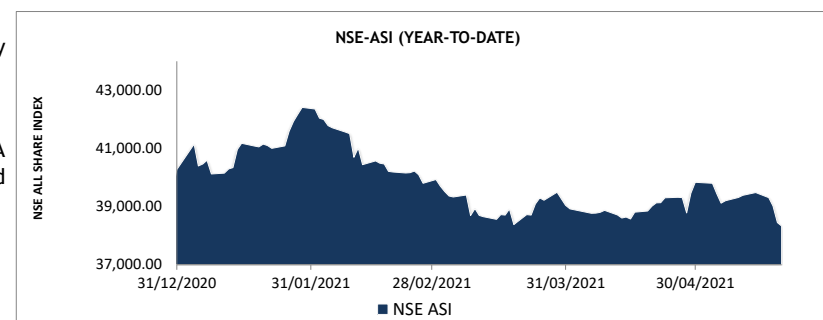
The market breadth (gainers/losers) of 0.95x for the day indicates that the number of sellers outpaced the number of buyers in the market today. At the end of the day's trading, 18 stocks advanced as 19 stocks declined; TRANSEXPR (+9.88%), PRESTIGE (+6.52%) and CHAMS (+4.76%) led the gainers chart while SUNUASSUR (-9.62%), ROYALEX (-9.33%) and REGALINS (-8.11%) led the losers chart for the day.

The day's trading activities by volume was led by ZENITHBANK (27.57million), ACCESS (19.62million) and FBNH (13.49million) while the activity by value was led by ZENITHBANK (₦0.63billion), GUARANTY (₦0.35billion) and ACCESS (₦0.16billion).

OUTLOOK: Bearish grip forces index further down by 0.30%. The market loss was driven by decline in the prices 19 Stocks such as UCAP and UBA and the flat prices of Major Drivers like ZENITHBANK and AIRTELAFRI. This can be attributed to investors' interest in the high yields in the fixed income market. Our short-medium term outlook, on the other hand, remains bullish.

NSE MARKET DAILY STATISTICS	Today	Previous	% Change
NSE All Share Index (NSEASI)	38,328.13	38,445.09	↓ -0.30%
Market Cap. (₦ 'trn)	19.98	20.04	↓ -0.30%
Transaction Volume (million)	157.26	153.64	↑ 2.35%
Market Turnover (₦ 'million)	1,739.97	2,445.58	↓ -28.85%
Number of Deals	2,824	3,494	↓ -19.18%

Source: Nigerian Stock Exchange (NSE) / PAC Research



TOP GAINERS

	Stock	Previous Price	Current Price	Change (₦)	%Change
1	TRANSEXP	0.81	0.89	0.08	↑ 9.88
2	PRESTIGE	0.46	0.49	0.03	↑ 6.52
3	CHAMS	0.21	0.22	0.01	↑ 4.76
4	SOVRENINS	0.26	0.27	0.01	↑ 3.85
5	AIICO	1.25	1.29	0.04	↑ 3.20
6	NB	54.80	56.00	1.20	↑ 2.19
7	CORNERST	0.52	0.53	0.01	↑ 1.92
8	ETI	5.20	5.30	0.10	↑ 1.92
9	WEMABANK	0.57	0.58	0.01	↑ 1.75
10	FIDELITYBK	2.29	2.33	0.04	↑ 1.75

TOP LOSERS

	Stock	Previous Price	Current Price	Change (₦)	%Change
1	SUNUASSUR	0.52	0.47	-0.05	↓ -9.62
2	ROYALEX	0.75	0.68	-0.07	↓ -9.33
3	REGALINS	0.37	0.34	-0.03	↓ -8.11
4	LINKASSURE	0.65	0.60	-0.05	↓ -7.69
5	STERLNBANK	1.69	1.56	-0.13	↓ -7.69
6	UAC-PROP	0.85	0.79	-0.06	↓ -7.06
7	UNITYBNK	0.60	0.57	-0.03	↓ -5.00
8	COURTVILLE	0.21	0.20	-0.01	↓ -4.76
9	AFRIPRUD	6.20	6.00	-0.20	↓ -3.23
10	UNILEVER	12.60	12.20	-0.40	↓ -3.17

NSE SECTOR INDICES	Today	Previous	% Change	YtD(%)
NSE 30	1,557.11	1,562.01	↓ -0.31%	↓ -5.06%
NSE Banking 10	362.71	363.12	↓ -0.11%	↓ -7.71%
NSE Oil&Gas 5	307.37	307.21	↑ 0.05%	↑ 35.88%
NSE Insurance 10	200.99	200.29	↑ 0.35%	↑ 6.06%
NSE Consumer Goods 10	563.23	561.04	↑ 0.39%	↓ -1.77%
NSE Premium Index	3,403.05	3,429.84	↓ -0.78%	↓ -100.00%

Source: Nigerian Stock Exchange (NSE) / PAC Research

TOP 10 LOSERS YEAR TO DATE			TOP 10 GAINERS YEAR TO DATE		
1	SUNUASSUR	-53.00%	1	LASACO	342.86%
2	FTNCOCOA	-36.36%	2	ROYALEX	161.54%
3	SCOA	-33.45%	3	CHAMPION	146.51%
4	DAARCOMM	-33.33%	4	MORISON	91.84%
5	VANLEER	-26.22%	5	SEPLAT	69.53%
6	STERLNBANK	-23.53%	6	CHIPLC	59.38%
7	NEIMETH	-23.32%	7	ETERNA	56.86%
8	DEAPCAP	-20.00%	8	#N/A	#N/A
9	OANDO	-18.92%	9	MBENEFIT	55.56%
10	ENAMELWA	-18.78%	10	REGALINS	54.55%

NSE RETURN HISTORY

Day Change	↓	-0.30%
Week-to-Date	↓	-2.92%
Month-to-Date	↓	-3.78%
Quarter-to-Date	↓	-1.84%
Year-to-Date	↓	-4.82%

TOP TRADED STOCKS BY VOLUME

STOCK	VOLUME (UNITS)
ZENITHBANK	27,566,288
ACCESS	19,624,738
FBNH	13,488,654
GUARANTY	11,938,844
VERITASKAP	10,479,000

TOP TRADED STOCKS BY VALUE

STOCK	VALUE (₦)
ZENITHBANK	634,191,136.00
GUARANTY	352,255,703.30
ACCESS	161,760,998.60
FBNH	96,886,460.65
SEPLAT	54,723,058.10

Source: Nigerian Stock Exchange (NSE) / PAC Research

FIXED INCOME REPORT AS AT MAY 19, 2021

Treasury Bills Market:

In the treasury bills markets, the average yield increased by 8bps as it closed at 5.43% today (vs. 5.36% average market yield of last trading session). At the end of the trading session today, the 29-Jul-21, 28-Oct-21 and 17-Mar-22 bills closed at 3.57% (0.23%), 4.80% (0.00%), and 7.93% (0.00%) respectively.

FGN Bond Market:

In the bond market, the average market yield decreased by an average of 1bps as it closed at 11.22% as against 11.22% of the previous session. The result for the 27-Apr-2023, 14-Mar-2024, 22-Jan-2026, 23-Feb-2028, 23-Jul-2030, 24-Jul-2045 and 27-Mar-1950 bonds traded are 10.46% (0.00%), 12.00% (-0.01%), 12.62% (0.00%), 13.01% (0.00%), 13.24% (0.00%), 14.05% (0.00%) and 14.00% (0.00%) respectively.

Foreign Exchange Market:

At the FX Market (CBN Official Window), Naira remains unchanged, closing at ₦379.00/\$ today compared to the ₦379.00/\$ it traded in the previous trading session. On Investors and Exporters Window, Naira appreciated by 88 kobo against dollar as it closed at ₦410.75/\$ today (vs. ₦411.63/\$ it closed in the previous trading session).

Money Market:

In the Money Market today, the REPO rate increased by an average of 125bps to tighten liquidity. At the end of the trading session, the call, 1M, 2M, 3M rate closed at 15.00% (2.00%), 16.00% (1.50%), 16.50% (1.50%) and 16.50% (0.00%) respectively. However, Open-Buy-Back (OBB) and Overnight (O/N) rate increased by an average of 175 bps, closing at 14.50% and 15.00% respectively.

EXCHANGES				
AFRICA	20-May-21	VALUE Δ	19-May-21	% CHANGE
NSE	38,328.13	-116.96	38,445.09	-0.30%
BOTSWANA GAB	1,390.28	-1.51	1,391.79	-0.11%
GHANA SE	2,416.36	-70.11	2,486.47	-2.82%
JSE	66,061.13	205.32	65,855.81	0.31%
RWANDA SE	148.11	-0.04	148.15	-0.03%
UGANDA SE	1,402.84	-0.04	1,402.88	0.00%
GLOBAL		VALUE Δ		% CHANGE
DOW JONES	33896.04	-164.62	34060.66	-0.48%
FTSE 100	6981.46	31.26	6950.20	0.45%
DAX	15244.32	130.76	15113.56	0.87%
NIKKEI 225	28098.25	53.80	28044.45	0.19%
S&P 500	4115.68	-12.15	4127.83	-0.29%

Source: Bloomberg / PAC Research as at 16.00 GMT

CURRENCY			
MAJOR CURRENCIES			
	CURRENCY/₦		CURRENCY/\$
USD	410.69	CFA FRANC	537.19
EUR	501.00	S.A RAND	14.00
GBP	580.24	GHANA CEDI	5.77
JPY	3.77	KENYAN SHILLING	108.10
AUD	318.69	RWANDA FRANC	996.93
ZAR	29.24	EGYPTIAN POUND	15.67

Source: Bloomberg / PAC Research

ECONOMIC INDICATORS	
	20-May-21
MONETARY POLICY RATE (MPR)	11.5%
LIQUIDITY RATIO(LR)	30.00%
CASH RESERVE RATIO(CRR) Private(Public)	27.50%
INFLATION	18.12%
GDP GROWTH RATE (Q4'20)	0.11%

COMMODITIES			
ENERGY	TODAY'S PRICE	VALUE Δ	PREVIOUS PRICE
BRENT CRUDE	65.75	-0.65	66.40
WTI CRUDE	62.56	-0.50	63.06
GASOLINE	207.83	-1.69	209.52
NATURAL GAS	2.95	0.00	2.95
METALS		VALUE Δ	
GOLD	1877.11	0.67	1876.44
SILVER	27.78	0.00	27.78
PLATINIUM	1202.60	6.23	1196.37
PALLADIUM	2857.57	-6.26	2863.83
ALUMINIUM	#N/A Real Time	-63.00	#VALUE!
COPPER	#N/A Real Time	-403.50	#VALUE!
AGRICULTURE		VALUE Δ	
CORN	663.00	3.50	659.50
WHEAT	676.00	1.75	674.25
SOYBEANS	1534.00	0.50	1533.50
SUGAR	17.00	0.01	16.99
COTTON	82.17	0.01	82.16
COCOA	2442.00	-11.00	2453.00

PACAM BALANCED FUND

Investment takes different forms. In investing you need to consider a few basic things;

- a) What opportunities exist in the market
- b) How much capital to commit into investment.
- c) Transaction cost
- d) Skill and time to monitor the investment
- e) How to exit the investment

Many people often ask the question why a particular stock made more than 390% last year, and think 'if I had put my money in there my investment would have quadrupled'. While that is true, have you considered investing in some stock that delivers a negative return of about 65%? - That could be catastrophic. You wouldn't know on face value what stock would likely do well at the end of the day. This is why diversification is essential, so that as your portfolio risk is spread out.

It does not require a huge amount to build a well-diversified portfolio. One can benefit from portfolio diversification, professional management, competitive returns and broad investment opportunities simply by investing in a vehicle such as a Mutual Fund. Buying into a fund provides great benefit to investors with limited knowledge, time or money, while expanding the opportunities available to the investor.

A Balanced Fund is a type of collective investment scheme that invests in multiple asset classes giving you an opportunity to benefit from a broader range of investment securities. Let me introduce PACAM Balanced Fund sponsored by the PAC Asset Management LTD.

The PACAM Fund is an Open-ended Balanced Fund that will be invested in a mix of instruments across four asset classes and target locations are as follow ; Equity (up to 40%), Bonds (up to 15%), Money Market (up to 15%) and Real Estate (up to 30%.) The Fund seeks to achieve an efficient balance between capital appreciation and income for investors with modest risk appetite.

Unit Of Sale: Minimum of 50,000 units and multiples of 10,000 units thereafter.

Offer Price: N1:00 per unit

How to subscribe:

Visit www.pacassetmanagement.com/mutualfunds download the application form, complete it and make payment at any branch of Access or Unity Bank to the following account numbers

Access Bank: 0694495528

Unity Bank: 0024075950

Please scan completed application form and payment evidence to info@pacassetmanagement.com

EARNINGS UPDATES

GUARANTY TRUST BANK PLC (FINAL DIVIDEND)

Proposed Final Dividend: N2.70 per share
Proposed Bonus: Nil
Closure Date: 1st April 2021
AGM Date: 9th April 2021
Payment Date: 9th April 2021

ZENITH BANK PLC (FINAL DIVIDEND)

Proposed Final Dividend: N2.70 kobo per 50 kobo share
Proposed Bonus: NA
Closure Date: 9th March, 2021
Qualification Date: 8th March, 2021
AGM Date: 16th March, 2020
Payment Date: 16th March, 2020
AGM Venue: Civic Center, Ozumba Mbadiwe Street,
Victoria Island Lagos State. The Shell
Nigeria Hall, Muson Centre, 8/9
Marina, Onikan, Lagos State Nigeria

NIGERIAN BREWERIES PLC (FINAL DIVIDEND)

Proposed Final Dividend: 69 Kobo per 50 kobo share
Proposed Bonus: NA
Closure Date: 11th - 17th March, 2021
Qualification Date: 10th of March, 2021
AGM Date: 22nd of April, 2021 at 10am
Payment Date: 23rd of April, 2021
AGM Venue: The Shell Nigeria Hall, Muson Centre, 8/9
Marina, Onikan, Lagos State Nigeria

DANGOTE CEMENT (FINAL DIVIDEND)

Proposed Final Dividend: N16.00
Proposed Bonus: Nil
Closure Date: 28th April 2021
AGM Date: 26th May 2021
Payment Date: 27th May 2021

LAFARGE AFRICA PLC (FINAL DIVIDEND)

Proposed Final Dividend: N1.00
Proposed Bonus: Nil
Closure Date: 4th - 7th May 2021
AGM Date: 25th May 2021
Payment Date: 25th May 2021

STANBIC IBTC (FINAL DIVIDEND)

Proposed Final Dividend: N3.60
Proposed Bonus: Nil
Closure Date: 8th - 15th April 2021
AGM Date: 27th May 2021
Payment Date: 28th May 2021

For further enquiries, please call **Charles Okonkwo (PAC Securities) on +2348036824312**
Dele Ige (PAC Asset Management) on +2348029591495
Sope Agbebi (PAC Asset Management) on +2348130213743

Disclaimer

The information, opinions and recommendations contained herein are and must be construed solely as statements of opinion and not statements of fact. No warranty, express or implied, as to the accuracy, timeliness, completeness, merchantability or fitness for any particular purpose of any such recommendation or information is given or made by **PanAfrican Capital** in any form or manner whatsoever. Each recommendation or opinion must be weighed solely as one factor in any investment or other decision made by or on behalf of any user of the information contained herein and such user must accordingly make its own study and evaluation of each strategy / security that it may consider purchasing, holding or selling and should appoint its own investment or financial or other advisors to assist the user in reaching any decision. **PanAfrican Capital** will accept no responsibility of any nature in respect of any statement, opinion, recommendation or information contained in this document.