

**NSE ASI SHEDS 0.44%**

Equities market closed the day's trading session in red zone as the NSE All Share Index and Market Capitalisation depreciated by 0.44% to close at 39,306.47 and ₦20.49 trillion respectively. The Year-to-Date (YtD) and the Quarter-to-Date (QtD) returns stand at -2.39% and 0.67%, while the Month-to-Date (MtD) and Week-to-Date returns stand at -1.33% and -0.44% respectively.

**NSE Sector Indices:** Of all the Industries on the NSE within our coverage, 1 sector advanced in points while 5 sectors declined. The NSE sector indices that advanced in points were NSE OIL & GAS (+0.21%) while the sectors that declined in points were NSE CONSUMER GOODS (-0.09%), NSE INSURANCE (-0.29%), NSE PREMIUM (-0.42%), NSE BANKING (-0.59%) and NSE 30 (-0.59%).

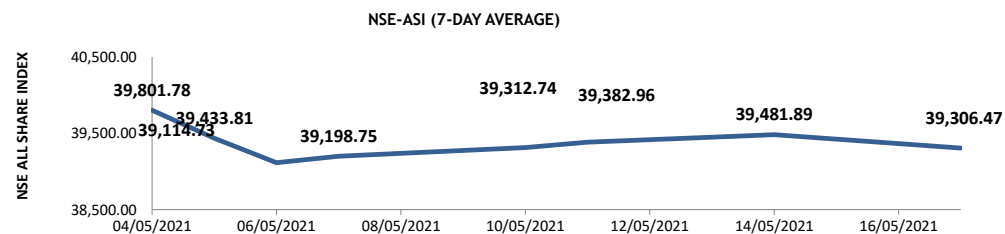
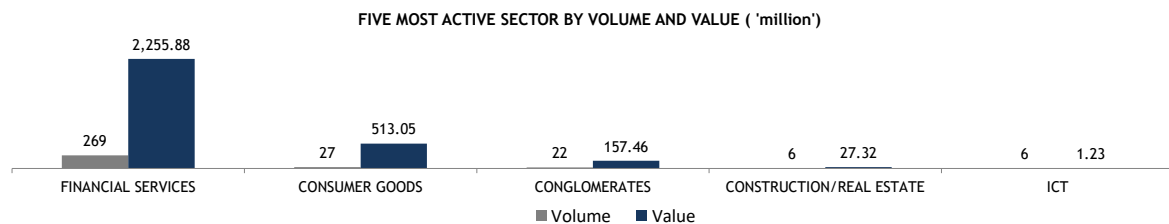
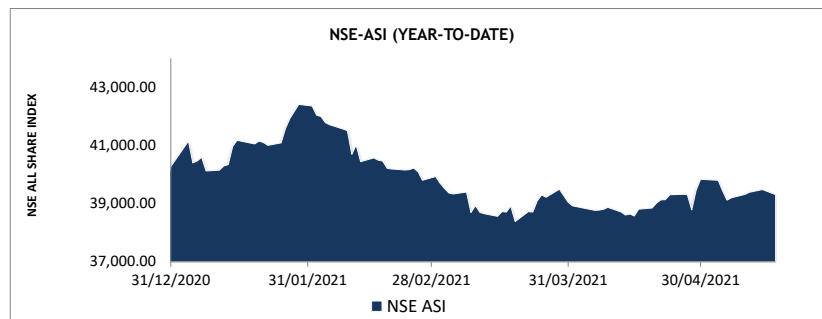
The market breadth (gainers/losers) of 1.57x for the day indicates that the number of buyers outpaced the number of sellers in the market today. At the end of the day's trading, 22 stocks advanced as 14 stocks declined; ETERNA (+9.85%), ROYALEX (+9.21%) and CAPHOTEL (+9.09%) led the gainers chart while ENAMELWA (-9.80%), AFRIPRUD (-6.92%) and NPFMCRFBK (-6.42%) led the losers chart for the day

The day's trading activities by volume was led by ZENITHBANK (52.68million), FBNH (42.47million) and NEM (39.45million) while the activity by value was led by ZENITHBANK (₦1.25billion), DANGSUGAR (₦0.37billion) and MTNN (₦0.31billion).

**Outlook:** NSE ASI dipped by 0.44%. This is as a result of higher yield in the fixed income market. However, our short-medium outlook remains bullish.

NSE MARKET DAILY STATISTICS	Today	Previous	% Change
NSE All Share Index (NSEASI)	39,306.47	39,481.89	↓ -0.44%
Market Cap. (₦ 'trn)	20.49	20.58	↓ -0.44%
Transaction Volume (million)	357.69	219.55	↑ 62.92%
Market Turnover (₦ 'million)	3,564.66	2,918.35	↑ 22.15%
Number of Deals	4,394	4,107	↑ 6.99%

Source: Nigerian Stock Exchange (NSE) / PAC Research



**TOP GAINERS**

	Stock	Previous Price	Current Price	Change (₦)	%Change
1	ETERNA	6.60	7.25	0.65	↑ 9.85
2	ROYALEX	0.76	0.83	0.07	↑ 9.21
3	CAPHOTEL	2.20	2.40	0.20	↑ 9.09
4	REGALINS	0.34	0.37	0.03	↑ 8.82
5	ABCTRANS	0.37	0.40	0.03	↑ 8.11
6	STERLNBANK	1.48	1.60	0.12	↑ 8.11
7	JAIZBANK	0.59	0.63	0.04	↑ 6.78
8	CHAMS	0.20	0.21	0.01	↑ 5.00
9	CHIPLC	0.49	0.51	0.02	↑ 4.08
10	LIVESTOCK	1.83	1.90	0.07	↑ 3.83

**TOP LOSERS**

	Stock	Previous Price	Current Price	Change (₦)	%Change
1	ENAMELWA	19.90	17.95	-1.95	↓ -9.80
2	AFRIPRUD	6.50	6.05	-0.45	↓ -6.92
3	NPFMCRFBK	1.87	1.75	-0.12	↓ -6.42
4	WEMABANK	0.58	0.55	-0.03	↓ -5.17
5	MANSARD	0.91	0.88	-0.03	↓ -3.30
6	WAPCO	20.70	20.20	-0.50	↓ -2.42
7	ACCESS	8.45	8.25	-0.20	↓ -2.37
8	STANBIC	46.00	45.00	-1.00	↓ -2.17
9	GUINNESS	29.00	28.50	-0.50	↓ -1.72
10	GUARANTY	30.00	29.50	-0.50	↓ -1.67

NSE SECTOR INDICES	Today	Previous	% Change	YtD(%)
NSE 30	1,571.69	1,580.97	↓ -0.59%	↓ -4.17%
NSE Banking 10	365.27	367.42	↓ -0.59%	↓ -7.06%
NSE Oil&Gas 5	286.08	285.47	↑ 0.21%	↑ 26.47%
NSE Insurance 10	204.30	204.89	↓ -0.29%	↑ 7.81%
NSE Consumer Goods 10	563.10	563.58	↓ -0.09%	↓ -1.79%
NSE Premium Index	3,432.16	3,446.80	↓ -0.42%	↓ -100.00%

Source: Nigerian Stock Exchange (NSE) / PAC Research

TOP 10 LOSERS YEAR TO DATE			TOP 10 GAINERS YEAR TO DATE		
1	SUNUASSUR	-46.00%	1	LASACO	345.71%
2	FTNCOCOA	-36.36%	2	ROYALEX	219.23%
3	DAARCOMM	-33.33%	3	CHAMPION	152.33%
4	SCOA	-26.62%	4	MORISON	91.84%
5	VANLEER	-26.22%	5	REGALINS	68.18%
6	NEIMETH	-23.32%	6	CHIPLC	59.38%
7	INITSPCL	-23.08%	7	MCNICHOLS	56.86%
8	STERLNBANK	-21.57%	8	SEPLAT	54.11%
9	MRS	-20.73%	9	GUINNESS	50.00%
10	WEMABANK	-20.29%	10	MBENEFIT	48.15%

**NSE RETURN HISTORY**

Day Change	↓	-0.44%
Week-to-Date	↓	-0.44%
Month-to-Date	↓	-1.33%
Quarter-to-Date	↑	0.67%
Year-to-Date	↓	-2.39%

**TOP TRADED STOCKS BY VOLUME**

STOCK	VOLUME (UNITS)
ZENITHBANK	52,676,150
FBNH	42,468,764
NEM	39,448,870
SOVRENINS	23,616,600
FIDELITYBK	23,329,800

**TOP TRADED STOCKS BY VALUE**

STOCK	VALUE (₦)
ZENITHBANK	1,246,704,921.80
DANGSUGAR	368,830,333.55
MTNN	313,914,617.60
FBNH	307,147,644.25
GUARANTY	234,153,789.45

Source: Nigerian Stock Exchange (NSE) / PAC Research

## FIXED INCOME REPORT AS AT MAY 14, 2021

### Treasury Bills Market:

In the treasury bills markets, the average yield remained unchanged as it closed at 5.22% today (vs. 5.22% average market yield of last trading session). At the end of the trading session today, the 29-Jul-21, 28-Oct-21 and 17-Mar-22 bills closed at 3.04% (0.00%), 4.80% (0.00%), and 7.83% (0.00%) respectively.

### FGN Bond Market:

In the bond market, the average market yield decreased by an average of 45bps as it closed at 11.24% as against 11.29% of the previous session. The result for the 27-Apr-2023, 14-Mar-2024, 22-Jan-2026, 23-Feb-2028, 23-Jul-2030, 24-Jul-2045 and 27-Mar-1950 bonds traded are 10.48% (-0.01%), 12.05% (0.00%), 12.64% (-0.06%), 13.02% (-0.08%), 13.25% (-0.06%), 14.10% (0.00%) and 13.96% (-0.24%) respectively.

### Foreign Exchange Market:

At the FX Market (CBN Official Window), Naira remains unchanged, closing at ₦379.00/\$ today compared to the ₦379.00/\$ it traded in the previous trading session. On Investors and Exporters Window, Naira depreciated by 42 kobo against dollar as it closed at ₦411.67/\$ today (vs. ₦411.25/\$ it closed in the previous trading session).

### Money Market:

In the Money Market today, the REPO rate increased by an average of 1363bps to tighten liquidity. At the end of the trading session, the call, 1M, 2M, 3M rate closed at 28.00% (13.50%), 30.00% (13.50%), 30.00% (13.00%) and 32.00% (14.50%) respectively. However, Open-Buy-Back (OBB) and Overnight (O/N) rate increased by an average of 1263 bps, closing at 26.88% and 28.88% respectively.

EXCHANGES				
AFRICA	17-May-21	VALUE Δ	14-May-21	% CHANGE
NSE	39,306.47	-175.42	39,481.89	-0.44%
BOTSWANA GAB	1,420.36	2.55	1,417.81	0.18%
GHANA SE	2,579.14	3.80	2,575.35	0.15%
JSE	67,267.34	669.21	66,598.13	1.00%
RWANDA SE	148.07	0.00	148.07	0.00%
UGANDA SE	1,411.82	0.00	1,411.82	0.00%
GLOBAL		VALUE Δ		% CHANGE
DOW JONES	34190.07	-192.06	34382.13	-0.56%
FTSE 100	7049.43	5.82	7043.61	0.08%
DAX	15425.97	9.33	15416.64	0.06%
NIKKEI 225	27824.83	-259.64	28084.47	-0.92%
S&P 500	4162.05	-11.80	4173.85	-0.28%

Source: Bloomberg / PAC Research as at 16.00 GMT

CURRENCY			
MAJOR CURRENCIES			
	CURRENCY/₦		CURRENCY/\$
USD	410.76	CFA FRANC	539.97
EUR	498.99	S.A RAND	14.13
GBP	579.35	GHANA CEDI	#N/A N/A
JPY	3.76	KENYAN SHILLING	107.28
AUD	318.49	RWANDA FRANC	#N/A N/A
ZAR	29.07	EGYPTIAN POUND	15.72

Source: Bloomberg / PAC Research

ECONOMIC INDICATORS	
	17-May-21
MONETARY POLICY RATE (MPR)	11.5%
LIQUIDITY RATIO(LR)	30.00%
CASH RESERVE RATIO(CRR) Private(Public)	27.50%
INFLATION	18.17%
GDP GROWTH RATE (Q4'20)	0.11%

COMMODITIES			
ENERGY	TODAY'S PRICE	VALUE Δ	PREVIOUS PRICE
BRENT CRUDE	69.23	0.52	68.71
WTI CRUDE	65.99	0.62	65.37
GASOLINE	214.35	1.69	212.66
NATURAL GAS	#N/A N/A	0.18	#VALUE!
METALS		VALUE Δ	
GOLD	1859.04	15.67	1843.37
SILVER	27.73	0.31	27.42
PLATINIUM	1235.19	5.70	1229.49
PALLADIUM	2903.46	8.04	2895.42
ALUMINIUM	#N/A Real Time	11.50	#VALUE!
COPPER	#N/A Real Time	-101.50	#VALUE!
AGRICULTURE		VALUE Δ	
CORN	650.25	6.50	643.75
WHEAT	699.50	-7.75	707.25
SOYBEANS	1594.75	8.50	1586.25
SUGAR	17.04	0.08	16.96
COTTON	82.33	-0.10	82.43
COCOA	2523.00	49.00	2474.00

## **PACAM BALANCED FUND**

**Investment takes different forms. In investing you need to consider a few basic things;**

- a) What opportunities exist in the market
- b) How much capital to commit into investment.
- c) Transaction cost
- d) Skill and time to monitor the investment
- e) How to exit the investment

Many people often ask the question why a particular stock made more than 390% last year, and think 'if I had put my money in there my investment would have quadrupled'. While that is true, have you considered investing in some stock that delivers a negative return of about 65%? - That could be catastrophic. You wouldn't know on face value what stock would likely do well at the end of the day. This is why diversification is essential, so that as your portfolio risk is spread out.

It does not require a huge amount to build a well-diversified portfolio. One can benefit from portfolio diversification, professional management, competitive returns and broad investment opportunities simply by investing in a vehicle such as a Mutual Fund. Buying into a fund provides great benefit to investors with limited knowledge, time or money, while expanding the opportunities available to the investor.

A Balanced Fund is a type of collective investment scheme that invests in multiple asset classes giving you an opportunity to benefit from a broader range of investment securities. Let me introduce PACAM Balanced Fund sponsored by the PAC Asset Management LTD.

The PACAM Fund is an Open-ended Balanced Fund that will be invested in a mix of instruments across four asset classes and target locations are as follow ; Equity (up to 40%), Bonds (up to 15%), Money Market (up to 15%) and Real Estate (up to 30%.) The Fund seeks to achieve an efficient balance between capital appreciation and income for investors with modest risk appetite.

**Unit Of Sale:** Minimum of 50,000 units and multiples of 10,000 units thereafter.

**Offer Price:** N1:00 per unit

### **How to subscribe:**

Visit [www.pacassetmanagement.com/mutualfunds](http://www.pacassetmanagement.com/mutualfunds) download the application form, complete it and make payment at any branch of Access or Unity Bank to the following account numbers

**Access Bank: 0694495528**

**Unity Bank: 0024075950**

Please scan completed application form and payment evidence to [info@pacassetmanagement.com](mailto:info@pacassetmanagement.com)

## EARNINGS UPDATES

### GUARANTY TRUST BANK PLC (FINAL DIVIDEND)

Proposed Final Dividend: N2.70 per share  
Proposed Bonus: Nil  
Closure Date: 1st April 2021  
AGM Date: 9th April 2021  
Payment Date: 9th April 2021

### ZENITH BANK PLC (FINAL DIVIDEND)

Proposed Final Dividend: N2.70 kobo per 50 kobo share  
Proposed Bonus: NA  
Closure Date: 9th March, 2021  
Qualification Date: 8th March, 2021  
AGM Date: 16th March, 2020  
Payment Date: 16th March, 2020  
AGM Venue: Civic Center, Ozumba Mbadiwe Street,  
Victoria Island Lagos State. The Shell  
Nigeria Hall, Muson Centre, 8/9  
Marina, Onikan, Lagos State Nigeria

### NIGERIAN BREWERIES PLC (FINAL DIVIDEND)

Proposed Final Dividend: 69 Kobo per 50 kobo share  
Proposed Bonus: NA  
Closure Date: 11th - 17th March, 2021  
Qualification Date: 10th of March, 2021  
AGM Date: 22nd of April, 2021 at 10am  
Payment Date: 23rd of April, 2021  
AGM Venue: The Shell Nigeria Hall, Muson Centre, 8/9  
Marina, Onikan, Lagos State Nigeria

### DANGOTE CEMENT (FINAL DIVIDEND)

Proposed Final Dividend: N16.00  
Proposed Bonus: Nil  
Closure Date: 28th April 2021  
AGM Date: 26th May 2021  
Payment Date: 27th May 2021

### LAFARGE AFRICA PLC (FINAL DIVIDEND)

Proposed Final Dividend: N1.00  
Proposed Bonus: Nil  
Closure Date: 4th - 7th May 2021  
AGM Date: 25th May 2021  
Payment Date: 25th May 2021

### STANBIC IBTC (FINAL DIVIDEND)

Proposed Final Dividend: N3.60  
Proposed Bonus: Nil  
Closure Date: 8th - 15th April 2021  
AGM Date: 27th May 2021  
Payment Date: 28th May 2021

For further enquiries, please call **Charles Okonkwo (PAC Securities) on +2348036824312**  
**Dele Ige (PAC Asset Management) on +2348029591495**  
**Sope Agbebi (PAC Asset Management) on +2348130213743**

#### Disclaimer

The information, opinions and recommendations contained herein are and must be construed solely as statements of opinion and not statements of fact. No warranty, express or implied, as to the accuracy, timeliness, completeness, merchantability or fitness for any particular purpose of any such recommendation or information is given or made by **PanAfrican Capital** in any form or manner whatsoever. Each recommendation or opinion must be weighed solely as one factor in any investment or other decision made by or on behalf of any user of the information contained herein and such user must accordingly make its own study and evaluation of each strategy / security that it may consider purchasing, holding or selling and should appoint its own investment or financial or other advisors to assist the user in reaching any decision. **PanAfrican Capital** will accept no responsibility of any nature in respect of any statement, opinion, recommendation or information contained in this document.