

EQUITIES SUSTAIN RISING PROFILE AS ASI APPRECIATES FURTHER BY 0.25%

Equities market closed the day's trading session in green zone as the NSE All Share Index and Market Capitalisation appreciated by 0.25% to close at 39,481.89 and ₦20.58 trillion respectively. The Year-to-Date (YtD) and the Quarter-to-Date (QtD) returns stand at -1.96% and 1.12%, while the Month-to-Date (MtD) and Week-to-Date returns stand at -0.88% and 0.72% respectively.

NSE Sector Indices: Of all the Industries on the NSE within our coverage, 6 sectors advanced in points. The NSE sector indices that advanced in points were NSE INSURANCE (+1.33%), NSE BANKING (+1.13%), NSE CONSUMER GOODS (+0.61%), NSE OIL & GAS (+0.32%), NSE 30 (+0.25%) and NSE PREMIUM (+0.17%).

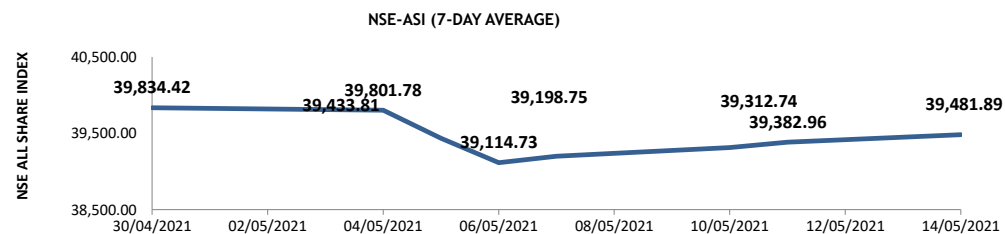
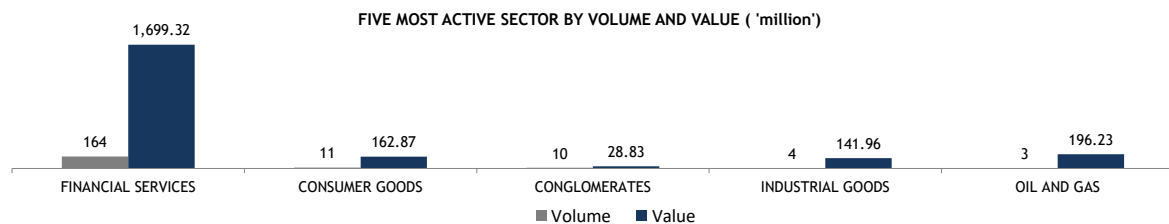
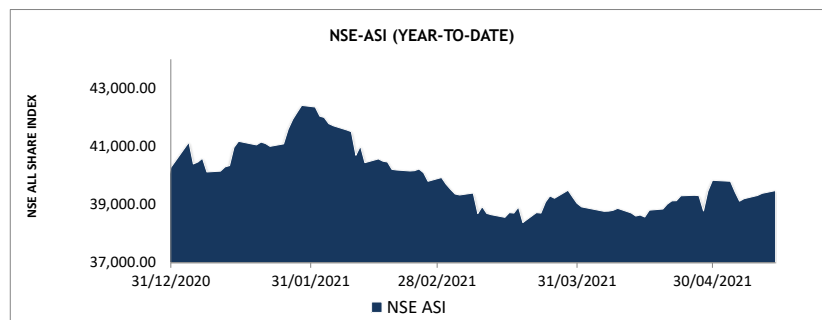
The market breadth (gainers/losers) of 1.36x for the day indicates that the number of buyers outpaced the number of sellers in the market today. At the end of the day's trading, 19 stocks advanced as 14 stocks declined; ETERNA (+10.00%), REGALINS (+9.68%) and NEM (+9.47%) led the gainers chart while ACADEMY (-10.00%), LINKASSURE (-8.00%) and JAPAUFGOLD (-6.78%) led the losers chart for the day

The day's trading activities by volume was led by ZENITHBANK (32.03million), ACCESS (28.76million) and FIDELITYBK (19.67million) while the activity by value was led by ZENITHBANK (₦0.75billion), GUARANTY (₦0.33billion) and BUACEMENT (₦0.33billion).

Outlook: Nigeria's equities sustained a rising profile as ASI appreciated by 0.25%. Investors are more comfortable with the market because of the consistent gains in the market. This pattern may continue in the coming week. Our short-medium outlook remains bullish.

NSE MARKET DAILY STATISTICS			
	Today	Previous	% Change
NSE All Share Index (NSEASI)	39,481.89	39,382.96	↑ 0.25%
Market Cap. (₦ 'trn)	20.58	20.53	↑ 0.25%
Transaction Volume (million)	219.55	296.60	↓ -25.98%
Market Turnover (₦ 'million)	2,918.35	3,361.57	↓ -13.18%
Number of Deals	4,107	4,265	↓ -3.70%

Source: Nigerian Stock Exchange (NSE) / PAC Research



TOP GAINERS

	Stock	Previous Price	Current Price	Change (₦)	%Change
1	ETERNA	6.00	6.60	0.60	↑ 10.00
2	REGALINS	0.31	0.34	0.03	↑ 9.68
3	NEM	1.90	2.08	0.18	↑ 9.47
4	CHIPLC	0.45	0.49	0.04	↑ 8.89
5	ABCTrans	0.34	0.37	0.03	↑ 8.82
6	ROYALEX	0.70	0.76	0.06	↑ 8.57
7	UCAP	5.76	6.25	0.49	↑ 8.51
8	INTBREW	5.35	5.70	0.35	↑ 6.54
9	WEMABANK	0.55	0.58	0.03	↑ 5.45
10	FIDELITYBK	2.29	2.38	0.09	↑ 3.93

TOP LOSERS

	Stock	Previous Price	Current Price	Change (₦)	%Change
1	ACADEMY	0.40	0.36	-0.04	↓ -10.00
2	LINKASSURE	0.75	0.69	-0.06	↓ -8.00
3	JAPAUFGOLD	0.59	0.55	-0.04	↓ -6.78
4	MBENEFIT	0.42	0.40	-0.02	↓ -4.76
5	COURTVILLE	0.21	0.20	-0.01	↓ -4.76
6	CHAMS	0.21	0.20	-0.01	↓ -4.76
7	MAYBAKER	4.60	4.42	-0.18	↓ -3.91
8	JAIZBANK	0.60	0.59	-0.01	↓ -1.67
9	STERLNBANK	1.50	1.48	-0.02	↓ -1.33
10	TRANSCORP	0.89	0.88	-0.01	↓ -1.12

NSE SECTOR INDICES	Today	Previous	% Change	YtD(%)
NSE 30	1,580.97	1,577.07	↑ 0.25%	↓ -3.61%
NSE Banking 10	367.42	363.30	↑ 1.13%	↓ -6.51%
NSE Oil&Gas 5	285.47	284.56	↑ 0.32%	↑ 26.20%
NSE Insurance 10	204.89	202.21	↑ 1.33%	↑ 8.12%
NSE Consumer Goods 10	563.58	560.19	↑ 0.61%	↓ -1.70%
NSE Premium Index	3,446.80	3,440.84	↑ 0.17%	↓ -100.00%

Source: Nigerian Stock Exchange (NSE) / PAC Research

TOP 10 LOSERS YEAR TO DATE			TOP 10 GAINERS YEAR TO DATE		
1	SUNUASSUR	-46.00%	1	LASACO	345.71%
2	FTNCOCOA	-36.36%	2	ROYALEX	192.31%
3	DAARCOMM	-33.33%	3	CHAMPION	152.33%
4	STERLNBANK	-27.45%	4	MORISON	91.84%
5	SCOA	-26.62%	5	MCNICHOLS	56.86%
6	VANLEER	-26.22%	6	REGALINS	54.55%
7	NEIMETH	-23.32%	7	SEPLAT	54.11%
8	INITSPCLC	-23.08%	8	CHIPLC	53.13%
9	MRS	-20.73%	9	GUINNESS	52.63%
10	DEAPCAP	-20.00%	10	MBENEFIT	48.15%

NSE RETURN HISTORY

Day Change	↑	0.25%
Week-to-Date	↑	0.72%
Month-to-Date	↓	-0.88%
Quarter-to-Date	↑	1.12%
Year-to-Date	↓	-1.96%

TOP TRADED STOCKS BY VOLUME

STOCK	VOLUME (UNITS)
ZENITHBANK	32,028,318
ACCESS	28,759,013
FIDELITYBK	19,673,037
FBNH	18,461,104
GUARANTY	11,193,843

TOP TRADED STOCKS BY VALUE

STOCK	VALUE (₦)
ZENITHBANK	754,936,979.00
GUARANTY	332,102,077.70
BUACEMENT	325,435,455.40
MTNN	255,126,504.80
ACCESS	243,792,645.45

Source: Nigerian Stock Exchange (NSE) / PAC Research

FIXED INCOME REPORT AS AT MAY 11, 2021

Treasury Bills Market:

In the treasury bills markets, the average yield decreased by 2bps as it closed at 5.22% today (vs. 5.24% average market yield of last trading session). At the end of the trading session today, the 29-Jul-21, 28-Oct-21 and 17-Mar-22 bills closed at 3.04% (-0.01%), 4.80% (-0.27%), and 7.83% (0.22%) respectively.

FGN Bond Market:

In the bond market, the average market yield remains unchanged as it closed at 11.29% as against 11.29% of the previous session. The result for the 27-Apr-2023, 14-Mar-2024, 22-Jan-2026, 23-Feb-2028, 23-Jul-2030, 24-Jul-2045 and 27-Mar-1950 bonds traded are 10.49% (0.00%), 12.05% (0.00%), 12.70% (0.00%), 13.10% (0.00%), 13.31% (0.00%), 14.10% (0.00%) and 14.20% (0.00%) respectively.

Foreign Exchange Market:

At the FX Market (CBN Official Window), Naira remains unchanged, closing at ₦379.00/\$ today compared to the ₦379.00/\$ it traded in the previous trading session. On Investors and Exporters Window, Naira depreciated by 58 kobo against dollar as it closed at ₦411.25/\$ today (vs. ₦410.67/\$ it closed in the previous trading session).

Money Market:

In the Money Market today, the REPO rate increased by an average of 138bps to tighten liquidity. At the end of the trading session, the call, 1M, 2M, 3M rate closed at 14.50% (1.00%), 16.50% (2.00%), 17.00% (1.00%) and 17.50% (1.50%) respectively. However, Open-Buy-Back (OBB) and Overnight (O/N) rate increased by an average of 50 bps, closing at 15.00% and 15.50% respectively.

EXCHANGES				
AFRICA	14-May-21	VALUE Δ	11-May-21	% CHANGE
NSE	39,481.89	98.93	39,382.96	0.25%
BOTSWANA GAB	1,417.24	0.00	1,417.24	0.00%
GHANA SE	2,610.57	-4.67	2,615.24	-0.18%
JSE	66,353.64	184.99	66,168.65	0.28%
RWANDA SE	148.07	0.00	148.07	0.00%
UGANDA SE	1,414.20	0.00	1,414.20	0.00%
GLOBAL		VALUE Δ		% CHANGE
DOW JONES	34175.87	154.42	34021.45	0.45%
FTSE 100	7022.24	58.91	6963.33	0.85%
DAX	15337.80	138.12	15199.68	0.91%
NIKKEI 225	28084.47	636.46	27448.01	2.32%
S&P 500	4112.50	49.46	4063.04	1.22%

Source: Bloomberg / PAC Research as at 16.00 GMT

CURRENCY			
MAJOR CURRENCIES			
	CURRENCY/₦		CURRENCY/\$
USD	410.65	CFA FRANC	540.54
EUR	498.32	S.A RAND	14.05
GBP	578.77	GHANA CEDI	5.77
JPY	3.76	KENYAN SHILLING	107.10
AUD	318.63	RWANDA FRANC	994.32
ZAR	29.22	EGYPTIAN POUND	15.66

Source: Bloomberg / PAC Research

ECONOMIC INDICATORS	
	14-May-21
MONETARY POLICY RATE (MPR)	11.5%
LIQUIDITY RATIO(LR)	30.00%
CASH RESERVE RATIO(CRR) Private(Public)	27.50%
INFLATION	18.17%
GDP GROWTH RATE (Q4'20)	0.11%

COMMODITIES			
ENERGY	TODAY'S PRICE	VALUE Δ	PREVIOUS PRICE
BRENT CRUDE	68.07	1.04	67.03
WTI CRUDE	64.78	0.97	63.81
GASOLINE	210.79	1.33	209.46
NATURAL GAS	2.98	0.01	2.98
METALS		VALUE Δ	
GOLD	1839.40	11.74	1827.66
SILVER	27.39	0.28	27.11
PLATINIUM	1230.17	18.39	1211.78
PALLADIUM	2895.21	28.70	2866.51
ALUMINIUM	#N/A Real Time	-29.00	#VALUE!
COPPER	#N/A Real Time	-103.50	#VALUE!
AGRICULTURE		VALUE Δ	
CORN	683.50	8.75	674.75
WHEAT	721.50	20.00	701.50
SOYBEANS	1598.00	14.00	1584.00
SUGAR	17.26	0.15	17.11
COTTON	85.35	0.48	84.87
COCOA	2493.00	-4.00	2497.00

PACAM BALANCED FUND

Investment takes different forms. In investing you need to consider a few basic things;

- a) What opportunities exist in the market
- b) How much capital to commit into investment.
- c) Transaction cost
- d) Skill and time to monitor the investment
- e) How to exit the investment

Many people often ask the question why a particular stock made more than 390% last year, and think 'if I had put my money in there my investment would have quadrupled'. While that is true, have you considered investing in some stock that delivers a negative return of about 65%? - That could be catastrophic. You wouldn't know on face value what stock would likely do well at the end of the day. This is why diversification is essential, so that as your portfolio risk is spread out.

It does not require a huge amount to build a well-diversified portfolio. One can benefit from portfolio diversification, professional management, competitive returns and broad investment opportunities simply by investing in a vehicle such as a Mutual Fund. Buying into a fund provides great benefit to investors with limited knowledge, time or money, while expanding the opportunities available to the investor.

A Balanced Fund is a type of collective investment scheme that invests in multiple asset classes giving you an opportunity to benefit from a broader range of investment securities. Let me introduce PACAM Balanced Fund sponsored by the PAC Asset Management LTD.

The PACAM Fund is an Open-ended Balanced Fund that will be invested in a mix of instruments across four asset classes and target locations are as follow ; Equity (up to 40%), Bonds (up to 15%), Money Market (up to 15%) and Real Estate (up to 30%.) The Fund seeks to achieve an efficient balance between capital appreciation and income for investors with modest risk appetite.

Unit Of Sale: Minimum of 50,000 units and multiples of 10,000 units thereafter.

Offer Price: N1:00 per unit

How to subscribe:

Visit www.pacassetmanagement.com/mutualfunds download the application form, complete it and make payment at any branch of Access or Unity Bank to the following account numbers

Access Bank: 0694495528

Unity Bank: 0024075950

Please scan completed application form and payment evidence to info@pacassetmanagement.com

EARNINGS UPDATES

GUARANTY TRUST BANK PLC (FINAL DIVIDEND)

Proposed Final Dividend: N2.70 per share
Proposed Bonus: Nil
Closure Date: 1st April 2021
AGM Date: 9th April 2021
Payment Date: 9th April 2021

ZENITH BANK PLC (FINAL DIVIDEND)

Proposed Final Dividend: N2.70 kobo per 50 kobo share
Proposed Bonus: NA
Closure Date: 9th March, 2021
Qualification Date: 8th March, 2021
AGM Date: 16th March, 2020
Payment Date: 16th March, 2020
AGM Venue: Civic Center, Ozumba Mbadiwe Street,
Victoria Island Lagos State. The Shell
Nigeria Hall, Muson Centre, 8/9
Marina, Onikan, Lagos State Nigeria

NIGERIAN BREWERIES PLC (FINAL DIVIDEND)

Proposed Final Dividend: 69 Kobo per 50 kobo share
Proposed Bonus: NA
Closure Date: 11th - 17th March, 2021
Qualification Date: 10th of March, 2021
AGM Date: 22nd of April, 2021 at 10am
Payment Date: 23rd of April, 2021
AGM Venue: The Shell Nigeria Hall, Muson Centre, 8/9
Marina, Onikan, Lagos State Nigeria

DANGOTE CEMENT (FINAL DIVIDEND)

Proposed Final Dividend: N16.00
Proposed Bonus: Nil
Closure Date: 28th April 2021
AGM Date: 26th May 2021
Payment Date: 27th May 2021

LAFARGE AFRICA PLC (FINAL DIVIDEND)

Proposed Final Dividend: N1.00
Proposed Bonus: Nil
Closure Date: 4th - 7th May 2021
AGM Date: 25th May 2021
Payment Date: 25th May 2021

STANBIC IBTC (FINAL DIVIDEND)

Proposed Final Dividend: N3.60
Proposed Bonus: Nil
Closure Date: 8th - 15th April 2021
AGM Date: 27th May 2021
Payment Date: 28th May 2021

For further enquiries, please call **Charles Okonkwo (PAC Securities) on +2348036824312**
Dele Ige (PAC Asset Management) on +2348029591495
Sope Agbebi (PAC Asset Management) on +2348130213743

Disclaimer

The information, opinions and recommendations contained herein are and must be construed solely as statements of opinion and not statements of fact. No warranty, express or implied, as to the accuracy, timeliness, completeness, merchantability or fitness for any particular purpose of any such recommendation or information is given or made by **PanAfrican Capital** in any form or manner whatsoever. Each recommendation or opinion must be weighed solely as one factor in any investment or other decision made by or on behalf of any user of the information contained herein and such user must accordingly make its own study and evaluation of each strategy / security that it may consider purchasing, holding or selling and should appoint its own investment or financial or other advisors to assist the user in reaching any decision. **PanAfrican Capital** will accept no responsibility of any nature in respect of any statement, opinion, recommendation or information contained in this document.