

STOCK MARKET MAINTAINS PREVIOUS GAINS AS NSE ASI APPRECIATES BY 0.18%

Equities market closed the day's trading session in green zone as the NSE All Share Index and Market Capitalisation appreciated by 0.18% to close at 39,382.96 and ₦20.53 trillion respectively. The Year-to-Date (YtD) and the Quarter-to-Date (QtD) returns stand at -2.20% and 0.87%, while the Month-to-Date (MtD) and Week-to-Date returns stand at -1.13% and 0.47% respectively.

NSE Sector Indices: Of all the Industries on the NSE within our coverage, 3 sectors advanced in points, while 3 sectors declined. The NSE sector indices that advanced in points were NSE INSURANCE (+1.27%), NSE PREMIUM (+0.63%) and NSE 30 (+0.17%), while the sectors that declined in points were NSE CONSUMER GOODS (-0.02%), NSE OIL & GAS (-0.14%) and NSE BANKING (+-0.33%).

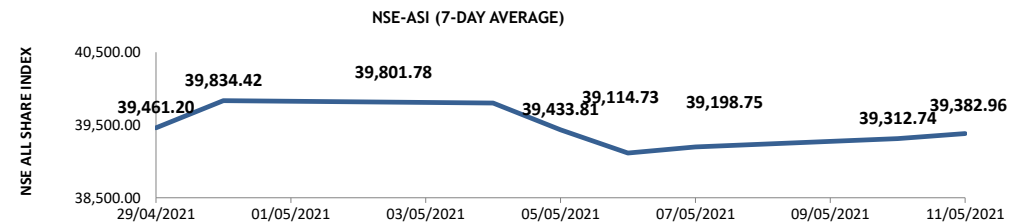
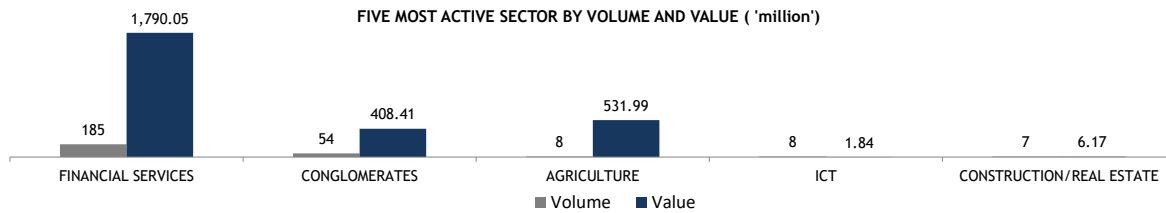
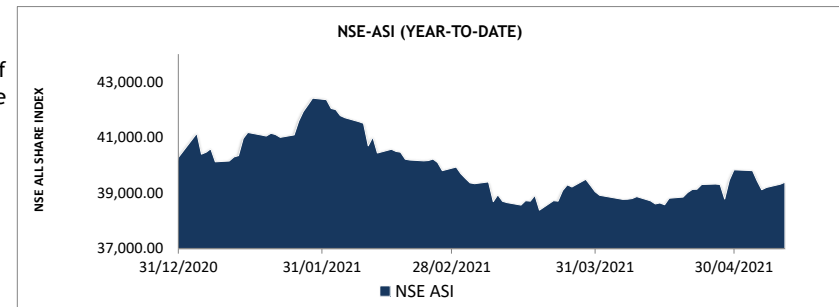
The market breadth (gainers/losers) of 1.24x for the day indicates that the number of buyers outpaced the number of sellers in the market today. At the end of the day's trading, 21 stocks advanced as 17 stocks declined; MEYER (+9.62%), PRESCO (+9.58%) and UAC-PROP (+9.21%) led the gainers chart while REGALINS (-8.82%), HONYFLOUR (-5.83%) and CUTIX (-4.98%) led the losers chart for the day.

The day's trading activities by volume was led by ACCESS (58.56million), UACN (38.27million) and FIDELITYBK (27.15million) while the activity by value was led by ZENITHBANK (₦0.61billion), PRESCO (₦0.52billion) and ACCESS (₦0.49billion).

Outlook: Nigeria's Bourse maintained previous gains as NSE ASI appreciates by 0.18%. Investors continue to leverage on the decline in the prices of the major key drivers of the market. This pattern may continue during this new week as investors continue to be attracted to low prices in the market. However, our short-medium outlook remains bullish.

NSE MARKET DAILY STATISTICS	Today	Previous	% Change
NSE All Share Index (NSEASI)	39,382.96	39,312.74	↑ 0.18%
Market Cap. (₦ 'trn)	20.53	20.49	↑ 0.18%
Transaction Volume (million)	296.60	323.57	↓ -8.34%
Market Turnover (₦ 'million)	3,361.57	3,280.43	↑ 2.47%
Number of Deals	4,265	4,867	↓ -12.37%

Source: Nigerian Stock Exchange (NSE) / PAC Research



TOP GAINERS

	Stock	Previous Price	Current Price	Change (₦)	%Change
1	MEYER	0.52	0.57	0.05	9.62
2	PRESKO	72.00	78.90	6.90	9.58
3	UAC-PROP	0.76	0.83	0.07	9.21
4	AFRIPRUD	6.00	6.55	0.55	9.17
5	UNITYBNK	0.55	0.60	0.05	9.09
6	ROYALEX	0.65	0.70	0.05	7.69
7	CHIPLC	0.42	0.45	0.03	7.14
8	JAPAULGOLD	0.56	0.59	0.03	5.36
9	COURTVILLE	0.20	0.21	0.01	5.00
10	MBENEFIT	0.40	0.42	0.02	5.00

TOP LOSERS

	Stock	Previous Price	Current Price	Change (₦)	%Change
1	REGALINS	0.34	0.31	-0.03	-8.82
2	HONYFLOUR	1.20	1.13	-0.07	-5.83
3	CUTIX	2.21	2.10	-0.11	-4.98
4	UCAP	6.00	5.76	-0.24	-4.00
5	WAPIC	0.53	0.51	-0.02	-3.77
6	UBN	5.90	5.70	-0.20	-3.39
7	CAVERTON	1.90	1.85	-0.05	-2.63
8	STANBIC	46.00	45.10	-0.90	-1.96
9	WEMABANK	0.60	0.59	-0.01	-1.67
10	JAIZBANK	0.61	0.60	-0.01	-1.64

NSE SECTOR INDICES	Today	Previous	% Change	YtD(%)
NSE 30	1,577.07	1,574.38	0.17%	-3.84%
NSE Banking 10	363.30	364.50	-0.33%	-7.56%
NSE Oil&Gas 5	284.56	284.96	-0.14%	25.80%
NSE Insurance 10	202.21	199.68	1.27%	6.71%
NSE Consumer Goods 10	560.19	560.32	-0.02%	-2.30%
NSE Premium Index	3,440.84	3,419.43	0.63%	-100.00%

Source: Nigerian Stock Exchange (NSE) / PAC Research

TOP 10 LOSERS YEAR TO DATE			TOP 10 GAINERS YEAR TO DATE		
1	SUNUASSUR	-46.00%	1	LASACO	345.71%
2	FTNCOCOA	-36.36%	2	ROYALEX	169.23%
3	DAARCOMM	-33.33%	3	CHAMPION	152.33%
4	SCOA	-26.62%	4	MORISON	91.84%
5	STERLN BANK	-26.47%	5	MCNICHOLS	56.86%
6	VANLEER	-26.22%	6	MBENEFIT	55.56%
7	NEIMETH	-23.32%	7	SEPLAT	54.11%
8	INITSPCLC	-23.08%	8	GUINNESS	52.63%
9	MRS	-20.73%	9	LINKASSURE	44.23%
10	DEAPCAP	-20.00%	10	UACN	42.07%

NSE RETURN HISTORY

Day Change	↑	0.18%
Week-to-Date	↑	0.47%
Month-to-Date	↓	-1.13%
Quarter-to-Date	↑	0.87%
Year-to-Date	↓	-2.20%

TOP TRADED STOCKS BY VOLUME

STOCK	VOLUME (UNITS)
ACCESS	58,558,705
UACN	38,274,061
FIDELITYBK	27,150,533
ZENITHBANK	26,421,735
TRANSCORP	15,626,067

TOP TRADED STOCKS BY VALUE

STOCK	VALUE (₦)
ZENITHBANK	609,738,886.60
PRESKO	524,939,056.60
ACCESS	494,147,223.85
UACN	394,222,603.70
GUARANTY	238,270,898.10

Source: Nigerian Stock Exchange (NSE) / PAC Research

FIXED INCOME REPORT AS AT MAY 10, 2021

Treasury Bills Market:

In the treasury bills markets, the average yield increased by 2bps as it closed at 5.24% today (vs. 5.23% average market yield of last trading session). At the end of the trading session today, the 29-Jul-21, 28-Oct-21 and 17-Mar-22 bills closed at 3.05% (0.00%), 5.07% (0.10%), and 7.61% (-0.05%) respectively.

FGN Bond Market:

In the bond market, the average market yield increased by an average of 13bps as it closed at 11.29% as against 11.28% of the previous session. The result for the 27-Apr-2023, 14-Mar-2024, 22-Jan-2026, 23-Feb-2028, 23-Jul-2030, 24-Jul-2045 and 27-Mar-1950 bonds traded are 10.49% (-0.01%), 12.05% (-0.01%), 12.70% (0.34%), 13.10% (0.00%), 13.31% (0.00%), 14.10% (-0.19%) and 14.20% (0.00%) respectively.

Foreign Exchange Market:

At the FX Market (CBN Official Window), Naira remains unchanged, closing at ₦379.00/\$ today compared to the ₦379.00/\$ it traded in the previous trading session. On Investors and Exporters Window, Naira depreciated by 34 kobo against dollar as it closed at ₦410.67/\$ today (vs. ₦410.33/\$ it closed in the previous trading session).

Money Market:

In the Money Market today, the REPO rate decreased by an average of 150bps to ease liquidity. At the end of the trading session, the call, 1M, 2M, 3M rate closed at 13.50% (-1.00%), 14.50% (-2.00%), 16.00% (-1.50%) and 16.00% (-1.50%) respectively. However, Open-Buy-Back (OBB) and Overnight (O/N) rate decreased by an average of 25 bps, closing at 14.50% and 15.00% respectively.

EXCHANGES				
AFRICA	11-May-21	VALUE Δ	10-May-21	% CHANGE
NSE	39,382.96	70.22	39,312.74	0.18%
BOTSWANA GAB	1,461.46	2.03	1,459.43	0.14%
GHANA SE	2,695.73	-0.03	2,695.76	0.00%
JSE	68,980.65	461.12	68,519.53	0.67%
RWANDA SE	149.08	0.00	149.08	0.00%
UGANDA SE	1,419.72	0.00	1,419.72	0.00%
GLOBAL		VALUE Δ		% CHANGE
DOW JONES	34943.49	165.73	34777.76	0.48%
FTSE 100	7119.10	-10.61	7129.71	-0.15%
DAX	15384.79	-14.86	15399.65	-0.10%
NIKKEI 225	29518.34	160.52	29357.82	0.55%
S&P 500	4232.60	30.98	4201.62	0.74%

Source: Bloomberg / PAC Research as at 16.00 GMT

CURRENCY			
MAJOR CURRENCIES			
	CURRENCY/₦		CURRENCY/\$
USD	410.47	CFA FRANC	538.98
EUR	499.56	S.A RAND	14.06
GBP	580.08	GHANA CEDI	5.77
JPY	3.78	KENYAN SHILLING	107.25
AUD	323.75	RWANDA FRANC	996.72
ZAR	29.18	EGYPTIAN POUND	15.66

Source: Bloomberg / PAC Research

ECONOMIC INDICATORS	
	11-May-21
MONETARY POLICY RATE (MPR)	11.5%
LIQUIDITY RATIO(LR)	30.00%
CASH RESERVE RATIO(CRR) Private(Public)	27.50%
INFLATION	18.17%
GDP GROWTH RATE (Q4'20)	0.11%

COMMODITIES			
ENERGY	TODAY'S PRICE	VALUE Δ	PREVIOUS PRICE
BRENT CRUDE	68.82	0.59	68.23
WTI CRUDE	65.34	0.49	64.85
GASOLINE	215.74	3.22	212.52
NATURAL GAS	2.92	-0.04	2.96
METALS		VALUE Δ	
GOLD	1844.41	13.56	1830.85
SILVER	27.82	0.38	27.44
PLATINIUM	1273.28	17.25	1256.03
PALLADIUM	2996.27	70.69	2925.58
ALUMINIUM	#N/A Real Time	51.50	#VALUE!
COPPER	#N/A Real Time	325.00	#VALUE!
AGRICULTURE		VALUE Δ	
CORN	729.50	-2.75	732.25
WHEAT	747.50	-14.25	761.75
SOYBEANS	1592.25	2.50	1589.75
SUGAR	17.65	0.16	17.49
COTTON	88.70	-0.91	89.61
COCOA	2492.00	28.00	2464.00

PACAM BALANCED FUND

Investment takes different forms. In investing you need to consider a few basic things;

- a) What opportunities exist in the market
- b) How much capital to commit into investment.
- c) Transaction cost
- d) Skill and time to monitor the investment
- e) How to exit the investment

Many people often ask the question why a particular stock made more than 390% last year, and think 'if I had put my money in there my investment would have quadrupled'. While that is true, have you considered investing in some stock that delivers a negative return of about 65%? - That could be catastrophic. You wouldn't know on face value what stock would likely do well at the end of the day. This is why diversification is essential, so that as your portfolio risk is spread out.

It does not require a huge amount to build a well-diversified portfolio. One can benefit from portfolio diversification, professional management, competitive returns and broad investment opportunities simply by investing in a vehicle such as a Mutual Fund. Buying into a fund provides great benefit to investors with limited knowledge, time or money, while expanding the opportunities available to the investor.

A Balanced Fund is a type of collective investment scheme that invests in multiple asset classes giving you an opportunity to benefit from a broader range of investment securities. Let me introduce PACAM Balanced Fund sponsored by the PAC Asset Management LTD.

The PACAM Fund is an Open-ended Balanced Fund that will be invested in a mix of instruments across four asset classes and target locations are as follow ; Equity (up to 40%), Bonds (up to 15%), Money Market (up to 15%) and Real Estate (up to 30%.) The Fund seeks to achieve an efficient balance between capital appreciation and income for investors with modest risk appetite.

Unit Of Sale: Minimum of 50,000 units and multiples of 10,000 units thereafter.

Offer Price: N1:00 per unit

How to subscribe:

Visit www.pacassetmanagement.com/mutualfunds download the application form, complete it and make payment at any branch of Access or Unity Bank to the following account numbers

Access Bank: 0694495528

EARNINGS UPDATES

GUARANTY TRUST BANK PLC (FINAL DIVIDEND)

Proposed Final Dividend: N2.70 per share
Proposed Bonus: Nil
Closure Date: 1st April 2021
AGM Date: 9th April 2021
Payment Date: 9th April 2021

ZENITH BANK PLC (FINAL DIVIDEND)

Proposed Final Dividend: N2.70 kobo per 50 kobo share
Proposed Bonus: NA
Closure Date: 9th March, 2021
Qualification Date: 8th March, 2021
AGM Date: 16th March, 2020
Payment Date: 16th March, 2020
AGM Venue: Civic Center, Ozumba Mbadiwe Street,
Victoria Island Lagos State. The Shell
Nigeria Hall, Muson Centre, 8/9

NIGERIAN BREWERIES PLC (FINAL DIVIDEND)

Proposed Final Dividend: 69 Kobo per 50 kobo share
Proposed Bonus: NA
Closure Date: 11th - 17th March, 2021
Qualification Date: 10th of March, 2021
AGM Date: 22nd of April, 2021 at 10am
Payment Date: 23rd of April, 2021
AGM Venue: The Shell Nigeria Hall, Muson Centre, 8/9
Marina, Onikan, Lagos State Nigeria

DANGOTE CEMENT (FINAL DIVIDEND)

Proposed Final Dividend: N16.00
Proposed Bonus: Nil
Closure Date: 28th April 2021
AGM Date: 26th May 2021
Payment Date: 27th May 2021

LAFARGE AFRICA PLC (FINAL DIVIDEND)

Proposed Final Dividend: N1.00
Proposed Bonus: Nil
Closure Date: 4th - 7th May 2021
AGM Date: 25th May 2021
Payment Date: 25th May 2021

STANBIC IBTC (FINAL DIVIDEND)

Proposed Final Dividend: N3.60
Proposed Bonus: Nil
Closure Date: 8th - 15th April 2021
AGM Date: 27th May 2021
Payment Date: 28th May 2021

For further enquiries, please call **Charles Okonkwo (PAC Securities) on +2348036824312**
Dele Ige (PAC Asset Management) on +2348029591495
Sope Agbebi (PAC Asset Management) on +2348130213743

Disclaimer

The information, opinions and recommendations contained herein are and must be construed solely as statements of opinion and not statements of fact. No warranty, express or implied, as to the accuracy, timeliness, completeness, merchantability or fitness for any particular purpose of any such recommendation or information is given or made by **PanAfrican Capital** in any form or manner whatsoever. Each recommendation or opinion must be weighed solely as one factor in any investment or other decision made by or on behalf of any user of the information contained herein and such user must accordingly make its own study and evaluation of each strategy / security that it may consider purchasing, holding or selling and should appoint its own investment or financial or other advisors to assist the user in reaching any decision. **PanAfrican Capital** will accept no responsibility of any nature in respect of any statement, opinion, recommendation or information contained in this document.