

NSEASI INCHES UP FURTHER BY 0.29% TODAY.

Equities market closed the day's trading session in green zone as the NSE All Share Index and Market Capitalisation appreciated by 0.29% to close at 39,312.74 and ₦20.49 trillion respectively. The Year-to-Date (YtD) and the Quarter-to-Date (QtD) returns stand at -2.38% and 0.69%, while the Month-to-Date (MtD) and Week-to-Date returns stand at -1.31% and -1.31% respectively.

NSE Sector Indices: Of all the Industries on the NSE within our coverage, 4 sectors advanced in points while 2 sectors declined. The NSE sector indices that advanced in points were NSE BANKING (+2.89%), NSE INSURANCE (+1.33%), NSE 30 (+0.44%) and NSE PREMIUM (+0.39%) while the sectors that declined in points were NSE OIL & GAS (-0.08%) and NSE CONSUMER GOODS (-0.26%).

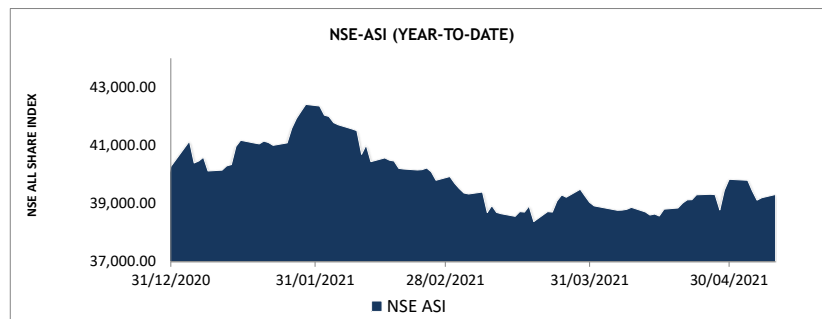
The market breadth (gainers/losers) of 1.80x for the day indicates that the number of buyers outpaced the number of sellers in the market today. At the end of the day's trading, 27 stocks advanced as 15 stocks declined; REGALINS (+9.68%), UBN (+9.26%) and LINKASSURE (+8.70%) led the gainers chart while UNITYBNK (-8.33%), JAPAUFGOLD (-6.67%) and NEIMETH (-6.04%) led the losers chart for the day.

The day's trading activities by volume was led by ETRANZACT (72.18million), ZENITHBANK (44.00million) and ACCESS (22.98million) while the activity by value was led by ZENITHBANK (₦1.02billion), BUACEMENT (₦0.51billion) and GUARANTY (₦0.34billion).

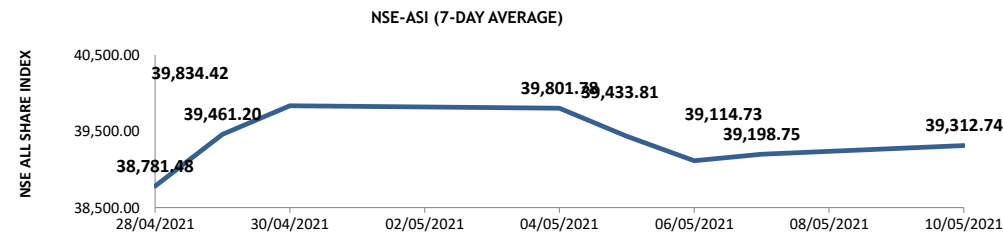
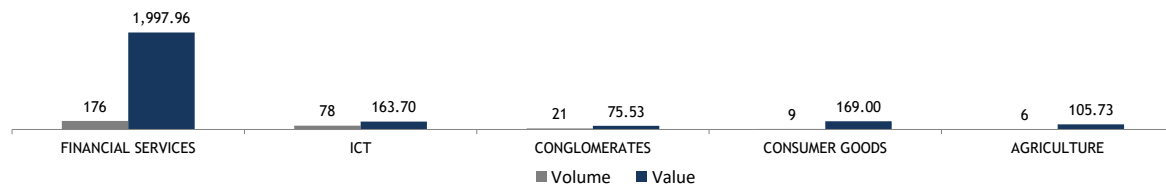
NSE MARKET DAILY STATISTICS	Today	Previous	% Change
NSE All Share Index (NSEASI)	39,312.74	39,198.75	↑ 0.29%
Market Cap. (₦ 'trn)	20.49	20.43	↑ 0.29%
Transaction Volume (million)	323.57	238.94	↑ 35.42%
Market Turnover (₦ 'million)	3,280.43	2,952.82	↑ 11.09%
Number of Deals	4,867	3,947	↑ 23.31%

Source: Nigerian Stock Exchange (NSE) / PAC Research

Outlook: NSEASI inched up by 0.21% today. This is because investors leveraged on the decline in the prices of the major key drivers of the market like ZENITHBANK, GUARANTY, and others. This pattern may continue during this new week as investors continue to be attracted to low prices in the market. However, our short-medium outlook remains bullish.



FIVE MOST ACTIVE SECTOR BY VOLUME AND VALUE ('million')



TOP GAINERS

	Stock	Previous Price	Current Price	Change (₦)	%Change
1	REGALINS	0.31	0.34	0.03	9.68
2	UBN	5.40	5.90	0.50	9.26
3	LINKASSURE	0.69	0.75	0.06	8.70
4	AFRIPRUD	5.55	6.00	0.45	8.11
5	MBENEFIT	0.37	0.40	0.03	8.11
6	CHIPLC	0.39	0.42	0.03	7.69
7	FTNCOCOA	0.40	0.42	0.02	5.00
8	TRANSCORP	0.85	0.89	0.04	4.71
9	WAPIC	0.51	0.53	0.02	3.92
10	SOVRENINS	0.27	0.28	0.01	3.70

TOP LOSERS

	Stock	Previous Price	Current Price	Change (₦)	%Change
1	UNITYBNK	0.60	0.55	-0.05	-8.33
2	JAPAULGOLD	0.60	0.56	-0.04	-6.67
3	NEIMETH	1.82	1.71	-0.11	-6.04
4	FLOURMILL	31.00	29.50	-1.50	-4.84
5	NAHCO	2.20	2.10	-0.10	-4.55
6	CHAMS	0.22	0.21	-0.01	-4.55
7	MANSARD	0.90	0.86	-0.04	-4.44
8	STERLNBANK	1.59	1.52	-0.07	-4.40
9	LEARNAFRCA	1.08	1.05	-0.03	-2.78
10	STANBIC	47.00	46.00	-1.00	-2.13

NSE SECTOR INDICES	Today	Previous	% Change	YtD(%)
NSE 30	1,574.38	1,567.42	0.44%	-4.01%
NSE Banking 10	364.50	354.25	2.89%	-7.26%
NSE Oil&Gas 5	284.96	285.19	-0.08%	25.98%
NSE Insurance 10	199.68	197.06	1.33%	5.37%
NSE Consumer Goods 10	560.32	561.80	-0.26%	-2.27%
NSE Premium Index	3,419.43	3,406.28	0.39%	-100.00%

Source: Nigerian Stock Exchange (NSE) / PAC Research

TOP 10 LOSERS YEAR TO DATE			TOP 10 GAINERS YEAR TO DATE		
1	SUNUASSUR	-46.00%	1	LASACO	345.71%
2	FTNCOCOA	-36.36%	2	CHAMPION	152.33%
3	DAARCOMM	-33.33%	3	ROYALEX	150.00%
4	SCOA	-26.62%	4	MORISON	91.84%
5	VANLEER	-26.22%	5	MCNICHOLS	56.86%
6	STERLNBANK	-25.49%	6	REGALINS	54.55%
7	NEIMETH	-23.32%	7	SEPLAT	54.11%
8	INITSPIC	-23.08%	8	GUINNESS	52.63%
9	MRS	-20.73%	9	MBENEFIT	48.15%
10	DEAPCAP	-20.00%	10	LINKASSURE	44.23%

NSE RETURN HISTORY		
Day Change	↑	0.29%
Week-to-Date	↓	-1.31%
Month-to-Date	↓	-1.31%
Quarter-to-Date	↑	0.69%
Year-to-Date	↓	-2.38%

TOP TRADED STOCKS BY VOLUME	
STOCK	VOLUME (UNITS)
ETRANZACT	72,175,979
ZENITHBANK	44,000,748
ACCESS	22,978,740
UBA	16,585,198
MANSARD	16,429,809

TOP TRADED STOCKS BY VALUE	
STOCK	VALUE (₦)
ZENITHBANK	1,015,465,286.05
BUACEMENT	512,954,896.50
GUARANTY	341,769,730.00
ACCESS	189,173,515.95
ETRANZACT	162,395,952.75

Source: Nigerian Stock Exchange (NSE) / PAC Research

FIXED INCOME REPORT AS AT MAY 07, 2021

Treasury Bills Market:

In the treasury bills markets, the average yield increased by 26bps as it closed at 5.23% today (vs. 4.97% average market yield of last trading session). At the end of the trading session today, the 29-Jul-21, 28-Oct-21 and 17-Mar-22 bills closed at 3.05% (0.00%), 4.97% (0.77%), and 7.66% (0.00%) respectively.

FGN Bond Market:

In the bond market, the average market yield increased by an average of 138bps as it closed at 11.28% as against 11.11% of the previous session. The result for the 27-Apr-2023, 14-Mar-2024, 22-Jan-2026, 23-Feb-2028, 23-Jul-2030, 24-Jul-2045 and 27-Mar-1950 bonds traded are 10.50% (0.00%), 12.06% (1.12%), 12.36% (0.00%), 13.10% (0.26%), 13.31% (0.00%), 14.29% (0.00%) and 14.20% (0.00%) respectively.

Foreign Exchange Market:

At the FX Market (CBN Official Window), Naira remains unchanged 0kobo, closing at ₦379.00/\$ today compared to the ₦379.00/\$ it traded in the previous trading session. On Investors and Exporters Window, Naira appreciated by 67 kobo against dollar as it closed at ₦410.33/\$ today (vs. ₦411.00/\$ it closed in the previous trading session).

Money Market:

In the Money Market today, the REPO rate increased by an average of 63bps to tighten liquidity. At the end of the trading session, the call, 1M, 2M, 3M rate closed at 14.50% (0.00%), 16.50% (1.50%), 17.50% (1.00%) and 17.50% (0.00%) respectively. However, Open-Buy-Back (OBB) and Overnight (O/N) rate decreased by an average of 38 bps, closing at 14.75% and 15.25% respectively.

EXCHANGES				
AFRICA	10-May-21	VALUE Δ	7-May-21	% CHANGE
NSE	39,312.74	113.99	39,198.75	0.29%
BOTSWANA GAB	1,461.46	2.03	1,459.43	0.14%
GHANA SE	2,695.73	-0.03	2,695.76	0.00%
JSE	68,980.65	461.12	68,519.53	0.67%
RWANDA SE	149.08	0.00	149.08	0.00%
UGANDA SE	1,419.72	0.00	1,419.72	0.00%
GLOBAL		VALUE Δ		% CHANGE
DOW JONES	34943.49	165.73	34777.76	0.48%
FTSE 100	7119.10	-10.61	7129.71	-0.15%
DAX	15384.79	-14.86	15399.65	-0.10%
NIKKEI 225	29518.34	160.52	29357.82	0.55%
S&P 500	4232.60	30.98	4201.62	0.74%

Source: Bloomberg / PAC Research as at 16.00 GMT

CURRENCY			
MAJOR CURRENCIES			
	CURRENCY/₦		CURRENCY/\$
USD	410.47	CFA FRANC	538.98
EUR	499.56	S.A RAND	14.06
GBP	580.08	GHANA CEDI	5.77
JPY	3.78	KENYAN SHILLING	107.25
AUD	323.75	RWANDA FRANC	996.72
ZAR	29.18	EGYPTIAN POUND	15.66

Source: Bloomberg / PAC Research

ECONOMIC INDICATORS	
	10-May-21
MONETARY POLICY RATE (MPR)	11.5%
LIQUIDITY RATIO(LR)	30.00%
CASH RESERVE RATIO(CRR) Private(Public)	27.50%
INFLATION	18.17%
GDP GROWTH RATE (Q4'20)	0.11%

COMMODITIES			
ENERGY	TODAY'S PRICE	VALUE Δ	PREVIOUS PRICE
BRENT CRUDE	68.82	0.59	68.23
WTI CRUDE	65.34	0.49	64.85
GASOLINE	215.74	3.22	212.52
NATURAL GAS	2.92	-0.04	2.96
METALS		VALUE Δ	
GOLD	1844.41	13.56	1830.85
SILVER	27.82	0.38	27.44
PLATINIUM	1273.28	17.25	1256.03
PALLADIUM	2996.27	70.69	2925.58
ALUMINIUM	#N/A Real Time	51.50	#VALUE!
COPPER	#N/A Real Time	325.00	#VALUE!
AGRICULTURE		VALUE Δ	
CORN	729.50	-2.75	732.25
WHEAT	747.50	-14.25	761.75
SOYBEANS	1592.25	2.50	1589.75
SUGAR	17.65	0.16	17.49
COTTON	88.70	-0.91	89.61
COCOA	2492.00	28.00	2464.00

PACAM BALANCED FUND

Investment takes different forms. In investing you need to consider a few basic things;

- a) What opportunities exist in the market
- b) How much capital to commit into investment.
- c) Transaction cost
- d) Skill and time to monitor the investment
- e) How to exit the investment

Many people often ask the question why a particular stock made more than 390% last year, and think 'if I had put my money in there my investment would have quadrupled'. While that is true, have you considered investing in some stock that delivers a negative return of about 65%? - That could be catastrophic. You wouldn't know on face value what stock would likely do well at the end of the day. This is why diversification is essential, so that as your portfolio risk is spread out.

It does not require a huge amount to build a well-diversified portfolio. One can benefit from portfolio diversification, professional management, competitive returns and broad investment opportunities simply by investing in a vehicle such as a Mutual Fund. Buying into a fund provides great benefit to investors with limited knowledge, time or money, while expanding the opportunities available to the investor.

A Balanced Fund is a type of collective investment scheme that invests in multiple asset classes giving you an opportunity to benefit from a broader range of investment securities. Let me introduce PACAM Balanced Fund sponsored by the PAC Asset Management LTD.

The PACAM Fund is an Open-ended Balanced Fund that will be invested in a mix of instruments across four asset classes and target locations are as follow ; Equity (up to 40%), Bonds (up to 15%), Money Market (up to 15%) and Real Estate (up to 30%.) The Fund seeks to achieve an efficient balance between capital appreciation and income for investors with modest risk appetite.

Unit Of Sale: Minimum of 50,000 units and multiples of 10,000 units thereafter.

Offer Price: N1:00 per unit

How to subscribe:

Visit www.pacassetmanagement.com/mutualfunds download the application form, complete it and make payment at any branch of Access or Unity Bank to the following account numbers

Access Bank: 0694495528

Unity Bank: 0024075950

Please scan completed application form and payment evidence to info@pacassetmanagement.com

EARNINGS UPDATES

GUARANTY TRUST BANK PLC (FINAL DIVIDEND)

Proposed Final Dividend: N2.70 per share
Proposed Bonus: Nil
Closure Date: 1st April 2021
AGM Date: 9th April 2021
Payment Date: 9th April 2021

ZENITH BANK PLC (FINAL DIVIDEND)

Proposed Final Dividend: N2.70 kobo per 50 kobo share
Proposed Bonus: NA
Closure Date: 9th March, 2021
Qualification Date: 8th March, 2021
AGM Date: 16th March, 2020
Payment Date: 16th March, 2020
AGM Venue: Civic Center, Ozumba Mbadiwe Street,
Victoria Island Lagos State. The Shell
Nigeria Hall, Muson Centre, 8/9
Marina, Onikan, Lagos State Nigeria

NIGERIAN BREWERIES PLC (FINAL DIVIDEND)

Proposed Final Dividend: 69 Kobo per 50 kobo share
Proposed Bonus: NA
Closure Date: 11th - 17th March, 2021
Qualification Date: 10th of March, 2021
AGM Date: 22nd of April, 2021 at 10am
Payment Date: 23rd of April, 2021
AGM Venue: The Shell Nigeria Hall, Muson Centre, 8/9
Marina, Onikan, Lagos State Nigeria

DANGOTE CEMENT (FINAL DIVIDEND)

Proposed Final Dividend: N16.00
Proposed Bonus: Nil
Closure Date: 28th April 2021
AGM Date: 26th May 2021
Payment Date: 27th May 2021

LAFARGE AFRICA PLC (FINAL DIVIDEND)

Proposed Final Dividend: N1.00
Proposed Bonus: Nil
Closure Date: 4th - 7th May 2021
AGM Date: 25th May 2021
Payment Date: 25th May 2021

STANBIC IBTC (FINAL DIVIDEND)

Proposed Final Dividend: N3.60
Proposed Bonus: Nil
Closure Date: 8th - 15th April 2021
AGM Date: 27th May 2021
Payment Date: 28th May 2021

For further enquiries, please call **Charles Okonkwo (PAC Securities) on +2348036824312**
Dele Ige (PAC Asset Management) on +2348029591495
Sope Agbebi (PAC Asset Management) on +2348130213743

Disclaimer

The information, opinions and recommendations contained herein are and must be construed solely as statements of opinion and not statements of fact. No warranty, express or implied, as to the accuracy, timeliness, completeness, merchantability or fitness for any particular purpose of any such recommendation or information is given or made by **PanAfrican Capital** in any form or manner whatsoever. Each recommendation or opinion must be weighed solely as one factor in any investment or other decision made by or on behalf of any user of the information contained herein and such user must accordingly make its own study and evaluation of each strategy / security that it may consider purchasing, holding or selling and should appoint its own investment or financial or other advisors to assist the user in reaching any decision. **PanAfrican Capital** will accept no responsibility of any nature in respect of any statement, opinion, recommendation or information contained in this document.