

NSE ASI DIPS BY 0.57%

Equities market closed the day's trading session in red zone as the NSE All Share Index and Market Capitalisation depreciated by 0.57% to close at 39,267.11 and ₦20.54 trillion respectively. The Year-to-Date (YtD) and the Quarter-to-Date (QtD) returns stand at -2.49% and -2.49%, while the Month-to-Date (MtD) and Week-to-Date returns stand at -1.34% and 0.13% respectively.

NSE Sector Indices: Of all the Industries on the NSE within our coverage, 3 sectors advanced in points, 2 sectors declined while others remained flat. The NSE sector indices that advanced in points were NSE 30 (+2393.70%), NSE BANKING (+0.94%) and NSE CONSUMER GOODS (+0.07%), while the sectors that declined in points were NSE INSURANCE (-0.16%) and NSE PREMIUM (-1.31%). Others remained unchanged.

The market breadth (gainers/losers) of 1.69x for the day indicates that the number of buyers outpaced the number of sellers in the market today. At the end of the day's trading, 22 stocks advanced as 13 stocks declined; LIVESTOCK (+9.66%), CORNERST (+9.09%) and COURTVILLE (+9.09%) led the gainers chart while REGALINS (-9.09%), PRESTIGE (-8.89%) and DAARCOMM (-8.00%) led the losers chart for the day.

The day's trading activities by volume was led by UBN (78.89million), COURTVILLE (43.91million) and GUARANTY (28.97million) while the activity by value was led by GUARANTY (₦0.96billion), ZENITHBANK (₦0.56billion) and UBN (₦0.42billion).

Outlook: NSE ASI dips by 0.57%. With new opportunities in the fixed-income space, especially in sovereign issues with almost zero default risk, there has been portfolio adjustments in recent weeks by equities owners, despite the seasons of dividend payments by listed companies. Notwithstanding, this is very likely to create entry opportunities for investors. We therefore advise our clients not to engage in panic selling, as we expect equity market to maintain positive growth due to the expectation of dividend payment in the year.

TOP GAINERS

	Stock	Previous Close	Today's Close	Change (₦)	%Change
1	LIVESTOCK	1.76	1.93	0.17 ↑	9.66
2	CORNERST	0.55	0.60	0.05 ↑	9.09
3	COURTVILLE	0.22	0.24	0.02 ↑	9.09
4	NPFMCRFBK	1.80	1.95	0.15 ↑	8.33
5	ROYALEX	0.26	0.28	0.02 ↑	7.69
6	MBENEFIT	0.41	0.44	0.03 ↑	7.32
7	LINKASSURE	0.56	0.60	0.04 ↑	7.14
8	FTNCOCOA	0.46	0.48	0.02 ↑	4.35
9	PRESCO	69.00	72.00	3.00 ↑	4.35
10	UBA	6.90	7.20	0.30 ↑	4.35

TOP LOSERS

	Stock	Previous Close	Today's Close	Change (₦)	%Change
1	REGALINS	0.33	0.30	-0.03 ↓	-9.09
2	PRESTIGE	0.45	0.41	-0.04 ↓	-8.89
3	DAARCOMM	0.25	0.23	-0.02 ↓	-8.00
4	ETI	5.30	5.05	-0.25 ↓	-4.72
5	SOVRENINS	0.24	0.23	-0.01 ↓	-4.17
6	DANGCEM	224.00	215.00	-9.00 ↓	-4.02
7	AIICO	1.26	1.21	-0.05 ↓	-3.97
8	FIDELITYBK	2.40	2.33	-0.07 ↓	-2.92
9	JBERGER	20.55	20.00	-0.55 ↓	-2.68
10	TRANSCORP	0.80	0.78	-0.02 ↓	-2.50

NSE MARKET DAILY STATISTICS			
	Today	Previous	% Change
NSE All Share Index (NSEASI)	39,267.11	39,493.37	↓ -0.57%
Market Cap. (₦ 'trn)	20.54	20.66	↓ -0.57%
Transaction Volume (million)	336.13	522.17	↓ -35.63%
Market Turnover (₦ 'million)	3,268.82	10,650.89	↓ -69.31%
Number of Deals	4,394	4,566	↓ -3.77%

Source: Nigerian Stock Exchange (NSE) / PAC Research

NSE SECTOR INDICES	Today	Previous	% Change	YtD(%)
NSE 30	39,267.11	1,574.65	↑ 2393.70%	2294.18%
NSE Banking 10	372.79	369.33	↑ 0.94%	-5.15%
NSE Oil&Gas 5	265.81	265.81	→ 0.00%	17.51%
NSE Insurance 10	200.09	200.42	↓ -0.16%	5.59%
NSE Consumer Goods 10	540.83	540.45	↑ 0.07%	-5.67%
NSE Premium Index	3,284.39	3,328.09	↓ -1.31%	-100.00%

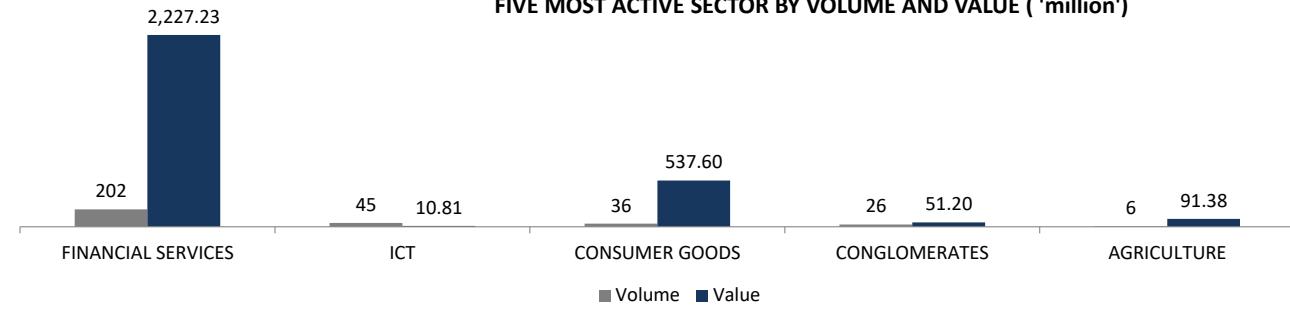
Source: Nigerian Stock Exchange (NSE) / PAC Research

TOP 10 LOSERS YEAR TO DATE			TOP 10 GAINERS YEAR TO DATE		
1	SUNUASSUR	-34.00%	1	LASACO	268.57%
2	JAPAULGOLD	-29.03%	2	CHAMPION	161.63%
3	FTNCOCOA	-27.27%	3	MORISON	75.51%
4	DAARCOMM	-23.33%	4	GUINNESS	66.32%
5	ABCTRANS	-21.05%	5	MBENEFIT	62.96%
6	DEAPCAP	-20.00%	6	MCNICHOLS	56.86%
7	SCOA	-18.77%	7	NCR	42.35%
8	VANLEER	-18.29%	8	BOCGAS	42.22%
9	CONOIL	-18.23%	9	LIVESTOCK	38.85%
10	MEYER	-18.00%	10	SEPLAT	36.71%

COMPANY	TURNOVER (₦'B)	CURRENT PAT (₦'B)	PREVIOUS PAT (₦'B)	PERIOD
ZENITH BANK PLC	696.45	230.57	208.84	FY 2020
UNITED CAPITAL PLC	12.87	7.81	4.97	FY 2020
NIGERIAN BREWERIES PLC	337.01	7.53	16.11	FY 2020

Source: Nigerian Stock Exchange (NSE) / PAC Research

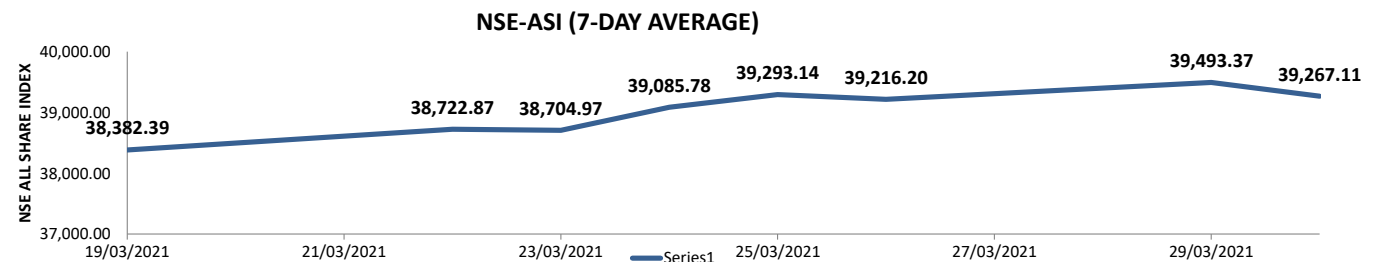
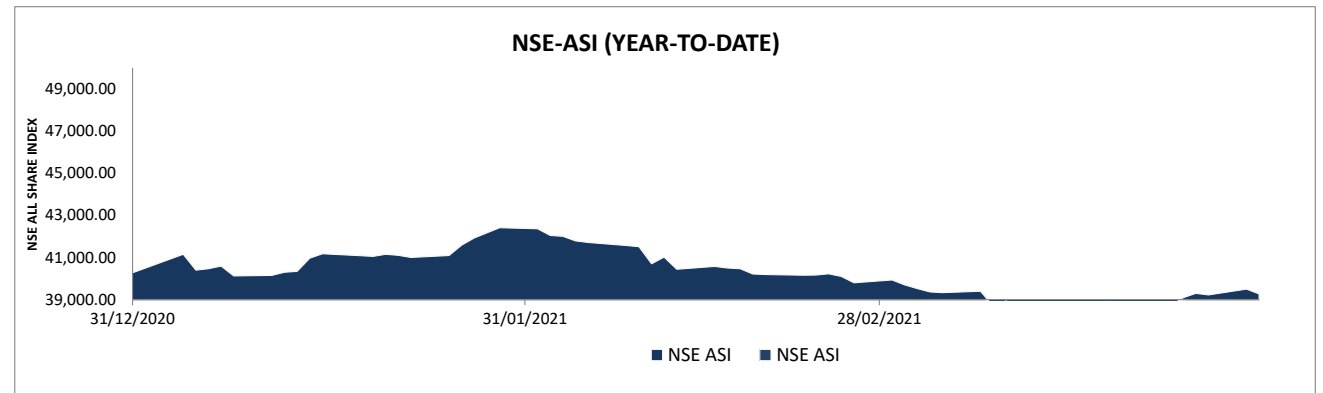
FIVE MOST ACTIVE SECTOR BY VOLUME AND VALUE ('million')



NSE RETURN HISTORY		
Day Change	↓	-0.57%
Week-to-Date	↑	0.13%
Month-to-Date	↓	-1.34%
Quarter-to-Date	↓	-2.49%
Year-to-Date	↓	-2.49%

TOP TRADED STOCKS BY VOLUME		TOP TRADED STOCKS BY VALUE	
STOCK	VOLUME (UNITS)	STOCK	VALUE (₦)
UBN	78,889,013	GUARANTY	955,088,846.90
COURTVILLE	43,907,763	ZENITHBANK	560,465,610.15
GUARANTY	28,970,575	UBN	418,139,710.35
ZENITHBANK	24,907,735	NESTLE	249,982,245.00
TRANSCORP	22,621,176	INTBREW	116,958,716.10

Source: Nigerian Stock Exchange (NSE) / PAC Research



FIXED INCOME REPORT AS AT MARCH 29, 2021

Treasury Bills Market:

In the treasury bills markets, the average yield remains unchanged as it closed at 4.36% today (vs. 4.36% average market yield of last trading session). At the end of the trading session today, the 10-Jun-21, 26-Aug-21 and 24-Feb-22 bills closed at 2.31% (0.00%), 4.12% (0.00%), and 6.64% (-0.01%) respectively.

FGN Bond Market:

In the bond market, the average market yield increased by an average of 17bps as it closed at 8.62% as against 8.60% of the previous session. The result for the 27-Apr-2023, 14-Mar-2024, 22-Jan-2026, 23-Feb-2028, 23-Jul-2030, 24-Jul-2045 and 27-Mar-1950 bonds traded are 6.39% (-0.02%), 7.50% (-0.01%), 9.85% (0.00%), 10.50% (0.00%), 10.72% (0.00%), 11.90% (0.06%) and 11.67% (0.14%) respectively.

Foreign Exchange Market:

At the FX Market (CBN Official Window), Naira remains unchanged, closing at ₦379.00/\$ today compared to the ₦379.00/\$ it traded in the previous trading session. On Investors and Exporters Window, Naira appreciated by 87 kobo against dollar as it closed at ₦409.13/\$ today (vs. ₦410.00/\$ it closed in the previous trading session).

Money Market:

In the Money Market today, the REPO rate decreased by an average of 222bps to ease liquidity. At the end of the trading session, the call, 1M, 2M, 3M rate closed at 11.25% (-0.25%), 9.00% (-3.00%), 9.50% (-3.00%) and 10.88% (-2.62%) respectively. However, Open-Buy-Back (OBB) and Overnight (O/N) rate increased by an average of 188 bps, closing at 12.00% and 13.00% respectively.

EXCHANGES				
AFRICA	30-Mar-21	VALUE Δ	29-Mar-21	% CHANGE
NSE	39,267.11	-226.26	39,493.37	-0.57%
BOTSWANA	1,333.95	-2.05	1,336.00	-0.15%
GHANA SE	2,214.58	0.00	2,214.58	0.00%
JSE	65,223.42	-687.85	65,911.27	-1.04%
RWANDA SI	147.01	0.00	147.01	0.00%
UGANDA SE	1,422.19	0.00	1,422.19	0.00%
GLOBAL		VALUE Δ		% CHANGE
DOW JONES	32681.36	-49.84	32731.20	-0.15%
FTSE 100	6699.42	-26.68	6726.10	-0.40%
DAX	14674.51	17.30	14657.21	0.12%
NIKKEI 225	28995.92	-178.23	29174.15	-0.61%
S&P 500	3934.70	-5.89	3940.59	-0.15%

Source: Bloomberg / PAC Research as at 16.00 GMT

CURRENCY			
MAJOR CURRENCIES			
	CURRENCY/₦		CURRENCY/\$
USD	PX_LAST	CFA FRANC	#N/A N/A
EUR	288.09	S.A RAND	409.31
GBP	0.41	GHANA CEDI	22.04
JPY	564.71	KENYAN SHILLING	14.72
AUD	325.98	RWANDA FRANC	8.98
ZAR	0.74	EGYPTIAN POUND	5.75
Source: Bloomberg / PAC Research			
ECONOMIC INDICATORS			
			30-Mar-21
MONETARY POLICY RATE (MPR)			11.5%
LIQUIDITY RATIO(LR)			30.00%
CASH RESERVE RATIO(CRR) Private(Public)			27.50%
INFLATION RATE (February, 2021)			17.33%
GDP GROWTH RATE (Q4'20)			0.11%

COMMODITIES			
ENERGY	TODAY'S PRICE	VALUE Δ	PREVIOUS PRICE
BRENT CRUDE	58.79	-2.76	61.55
WTI CRUDE	LAST_PRICE	CHG_NET_1D	#VALUE!
GASOLINE	61.97	-2.64	64.61
NATURAL GAS	494.50	-18.75	513.25
METALS		VALUE Δ	
GOLD	2.55	-0.04	2.59
SILVER	1728.51	-10.52	1739.03
PLATINIUM	25.22	-0.53	25.75
PALLADIUM	1173.70	-13.68	1187.38
ALUMINIUM	2618.42	-4.35	2622.77
COPPER	A Real Time	6.50	#VALUE!
AGRICULTURE		VALUE Δ	
CORN	A Real Time	51.50	#VALUE!
WHEAT	#N/A N/A	5.25	#VALUE!
SOYBEANS	640.25	12.75	627.50
SUGAR	129.20	-0.85	130.05
COTTON	15.31	-0.23	15.54
COCOA	57.19	0.82	56.37

BALANCED FUND

Investment takes different forms. In investing you need to consider a few basic things;

- a) What opportunities exist in the market
- b) How much capital to commit into investment.
- c) Transaction cost
- d) Skill and time to monitor the investment
- e) How to exit the investment

Many people often ask the question why a particular stock made more than 390% last year, and think 'if I had put my money in there my investment would have quadrupled'. While that is true, have you considered investing in some stock that delivers a negative return of about 65%? - That could be catastrophic. You wouldn't know on face value what stock would likely do well at the end of the day. This is why diversification is essential, so that as your portfolio risk is spread out.

It does not require a huge amount to build a well-diversified portfolio. One can benefit from portfolio diversification, professional management, competitive returns and broad investment opportunities simply by investing in a vehicle such as a Mutual Fund. Buying into a fund provides great benefit to investors with limited knowledge, time or money, while expanding the opportunities available to the investor.

A Balanced Fund is a type of collective investment scheme that invests in multiple asset classes giving you an opportunity to benefit from a broader range of investment securities. Let me introduce PACAM Balanced Fund sponsored by the PAC Asset Management LTD.

The PACAM Fund is an Open-ended Balanced Fund that will be invested in a mix of instruments across four asset classes and target locations are as follow ; Equity (up to 40%), Bonds (up to 15%), Money Market (up to 15%) and Real Estate (up to 30%.) The Fund seeks to achieve an efficient balance between capital appreciation and income for investors with modest risk appetite.

Unit Of Sale: Minimum of 50,000 units and multiples of 10,000 units thereafter.

Offer Price: N1:00 per unit

How to subscribe:

Visit www.pacassetmanagement.com/mutualfunds download the application form, complete it and make payment at any branch of Access or Unity Bank to the following account numbers

Access Bank: 0694495528

Unity Bank: 0024075950

Please scan completed application form and payment evidence to info@pacassetmanagement.com

Redemption: You can redeem your money within 5 working days after the relevant documents have been submitted to the fund manager, but any redemption within 90 days from the date you subscribed for units will attract a fee in an amount equal to 10% of the positive total return of the units being redeemed on the day of redemption.

Reinvestment Option: Investors may either elect to receive dividend payments or, reinvestment of such dividends.

Dividend Payment: Dividend as declared, shall be distributed electronically within 7 working days after SEC approval of the funds financial results.

EARNINGS UPDATES

GUARANTY TRUST BANK PLC (INTERIM DIVIDEND)

Proposed Final Dividend: 30 Kobo per 50 kobo share

Proposed Bonus: NA

Closure Date: 4th - 16th September, 2020

Qualification Date: 15th September, 2020

AGM Date: NIL

Payment Date: 21st September, 2020

AGM Venue: NIL

ZENITH BANK PLC (FINAL DIVIDEND)

Proposed Final Dividend: N2.70 kobo per 50 kobo share

Proposed Bonus: NA

Closure Date: 9th March, 2021

Qualification Date: 8th March, 2021

AGM Date: 16th March, 2020

Payment Date: 16th March, 2020

AGM Venue: Civic Center, Ozumba Mbadiwe Street, Visctoria

UNITED BANK FOR AFRICA PLC (INTERIM DIVIDEND)

Proposed Final Dividend: 17 kobo per 50 kobo share

Proposed Bonus: NA

Closure Date: 16th September, 2020

Qualification Date: 15th September, 2020

AGM Date: NIL

Payment Date: 23rd September, 2020

NIGERIAN BREWERIES PLC (FINAL DIVIDEND)

Proposed Final Dividend: 69 Kobo per 50 kobo share

Proposed Bonus: NA

Closure Date: 11th of March 2021 to 17th of March 2021

Qualification Date: 10th of March, 2021

AGM Date: 22nd of April, 2021 at 10am

Payment Date: 23rd of April, 2021

AGM Venue: The Shell Nigeria Hall, Muson Centre, 8/9 Marina,

For further enquiries, please call **Charles Okonkwo (PAC Securities) on +2348036824312**
Dele Ige (PAC Asset Management) on +2348029591495
Sope Agbebi (PAC Asset Management) on +2348130213743

Disclaimer

The information, opinions and recommendations contained herein are and must be construed solely as statements of opinion and not statements of fact. No warranty, express or implied, as to the accuracy, timeliness, completeness, merchantability or fitness for any particular purpose of any such recommendation or information is given or made by **PanAfrican Capital** in any form or manner whatsoever. Each recommendation or opinion must be weighed solely as one factor in any investment or other decision made by or on behalf of any user of the information contained herein and such user must accordingly make its own study and evaluation of each strategy / security that it may consider purchasing, holding or selling and should appoint its own investment or financial or other advisors to assist the user in reaching any decision. **PanAfrican Capital** will accept no responsibility of any nature in respect of any statement, opinion, recommendation or information contained in this document.