

### NSE MARKET CAPITALISATION INCREASES BY ₦83BN

Equities market closed the day's trading session in green zone as the NSE All Share Index and Market Capitalisation appreciated by 0.41% to close at 38,720.81 and ₦20.26 trillion respectively. The Year-to-Date (YtD) and the Quarter-to-Date (QtD) returns stand at -3.85% and -3.85%, while the Month-to-Date (MtD) and Week-to-Date returns stand at -2.71% and 0.19% respectively.

**NSE Sector Indices:** Of all the Industries on the NSE within our coverage, 3 sectors advanced in points, 2 sectors declined while others remained flat. The NSE sector indices that advanced in points were NSE PREMIUM (+1.48%), NSE 30 (+0.30%) and NSE CONSUMER GOODS (+0.23%), while the sectors that declined in points were NSE INSURANCE (-1.07%) and NSE BANKING (-3.51%). Others remained flat.

The market breadth (gainers/losers) of 0.55x for the day indicates that the number of sellers outpaced the number of buyers in the market today. At the end of the day's trading, 11 stocks advanced as 20 stocks declined; GUINNESS (+10.00%), REGALINS (+10.00%) and JAIZBANK (+9.68%) led the gainers chart while WAPIC (-9.09%), AFRIPRUD (-8.26%) and FIDELITYBK (-6.69%) led the losers chart for the day.

The day's trading activities by volume was led by UBA (24.41million), ACCESS (19.13million) and MBENEFIT (17.88million) while the activity by value was led by NOTORE (₦0.96billion), DANGCEM (₦0.93billion) and NESTLE (₦0.62billion).

**Outlook:** NSE market capitalisation increased by ₦83bn. With new opportunities in the fixed-income space, especially in sovereign issues with almost zero default risk, there has been portfolio adjustments in recent weeks by equities owners, despite the seasons of dividend payments by listed companies. Notwithstanding, this is very likely to create entry opportunities for investors. We therefore advise our clients not to engage in panic selling, as we expect equity market to maintain positive growth due to the expectation of dividend payment in the year.

### TOP GAINERS

	Stock	Previous Close	Today's Close	Change (₦)	%Change
1	GUINNESS	23.00	25.30	2.30 ↑	10.00
2	REGALINS	0.30	0.33	0.03 ↑	10.00
3	JAIZBANK	0.62	0.68	0.06 ↑	9.68
4	VITAFOAM	7.35	7.75	0.40 ↑	5.44
5	LIVESTOCK	1.83	1.90	0.07 ↑	3.83
6	DANGCEM	220.00	227.80	7.80 ↑	3.55
7	UAC-PROP	0.76	0.78	0.02 ↑	2.63
8	GLAXOSMITH	6.20	6.35	0.15 ↑	2.42
9	MTNN	158.00	159.90	1.90 ↑	1.20
10	AIICO	1.21	1.22	0.01 ↑	0.83

### TOP LOSERS

	Stock	Previous Close	Today's Close	Change (₦)	%Change
1	WAPIC	0.55	0.50	-0.05 ↓	-9.09
2	AFRIPRUD	5.45	5.00	-0.45 ↓	-8.26
3	FIDELITYBK	2.39	2.23	-0.16 ↓	-6.69
4	ETI	5.15	4.85	-0.30 ↓	-5.83
5	GUARANTY	29.95	28.50	-1.45 ↓	-4.84
6	AFRINSURE	0.21	0.20	-0.01 ↓	-4.76
7	ZENITHBANK	21.20	20.30	-0.90 ↓	-4.25
8	JAPAULGOLD	0.50	0.48	-0.02 ↓	-4.00
9	CAVERTON	1.90	1.83	-0.07 ↓	-3.68
10	WEMABANK	0.62	0.60	-0.02 ↓	-3.23

NSE MARKET DAILY STATISTICS				
	Today	Previous		% Change
NSE All Share Index (NSEASI)	38,720.81	38,561.84	↑	0.41%
Market Cap. (₦ 'trn)	20.26	20.18	↑	0.41%
Transaction Volume (million)	220.86	184.53	↑	19.69%
Market Turnover (₦ 'million)	4,205.81	2,517.63	↑	67.05%
Number of Deals	4,192	3,527	↑	18.85%

Source: Nigerian Stock Exchange (NSE) / PAC Research

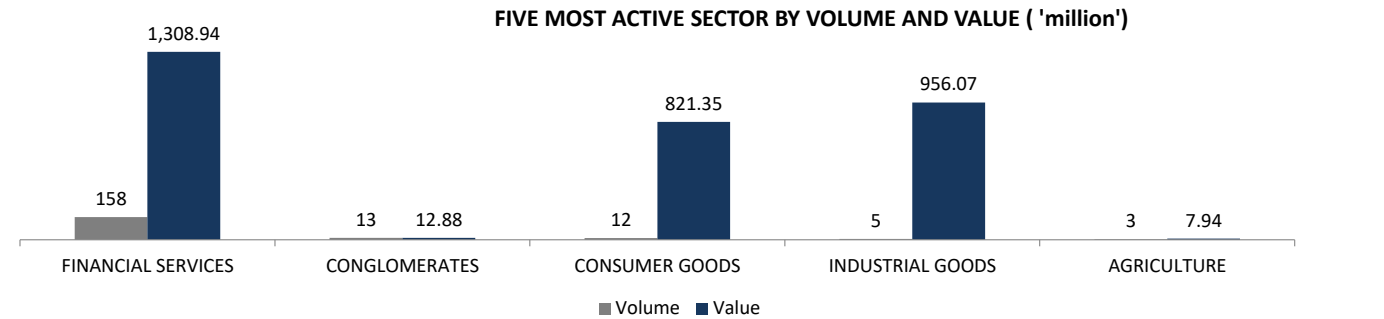
NSE SECTOR INDICES				
	Today	Previous	% Change	YtD(%)
NSE 30	1,535.24	1,530.63	↑ 0.30%	-6.39%
NSE Banking 10	337.87	350.16	↓ -3.51%	-14.03%
NSE Oil&Gas 5	262.91	262.91	→ 0.00%	16.23%
NSE Insurance 10	199.21	201.37	↓ -1.07%	5.12%
NSE Consumer Goods 10	532.87	531.64	↑ 0.23%	-7.06%
NSE Premium Index	3,284.46	3,236.52	↑ 1.48%	-100.00%

Source: Nigerian Stock Exchange (NSE) / PAC Research

TOP 10 LOSERS YEAR TO DATE			TOP 10 GAINERS YEAR TO DATE		
1	FTNCOCOA	-36.36%	1	LASACO	242.86%
2	SUNUASSUR	-34.00%	2	CHAMPION	183.72%
3	STERLN BANK	-23.04%	3	MORISON	61.22%
4	JAPAU LGOLD	-22.58%	4	NCR	57.65%
5	ABCTRANS	-21.05%	5	MCNICHOLS	56.86%
6	DEAPCAP	-20.00%	6	REGALINS	50.00%
7	AFRIPRUD	-20.00%	7	BOCGAS	42.22%
8	ETI	-19.17%	8	MBENEFIT	40.74%
9	UBA	-19.08%	9	LIVESTOCK	36.69%
10	OANDO	-18.92%	10	ACADEMY	36.67%

COMPANY	TURNOVER (₦'B)	CURRENT PAT (₦'B)	PREVIOUS PAT (₦'B)	PERIOD
ZENITH BANK PLC	696.45	230.57	208.84	FY 2020
UNITED CAPITAL PLC	12.87	7.81	4.97	FY 2020
NIGERIAN BREWERIES PLC	337.01	7.53	16.11	FY 2020

Source: Nigerian Stock Exchange (NSE) / PAC Research

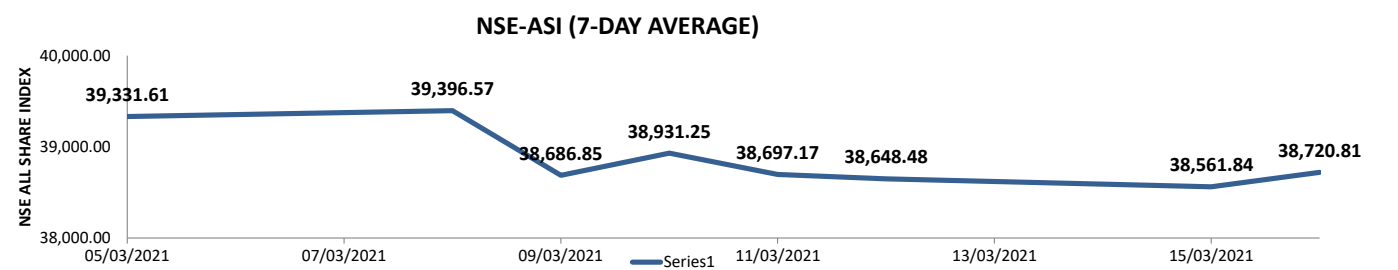
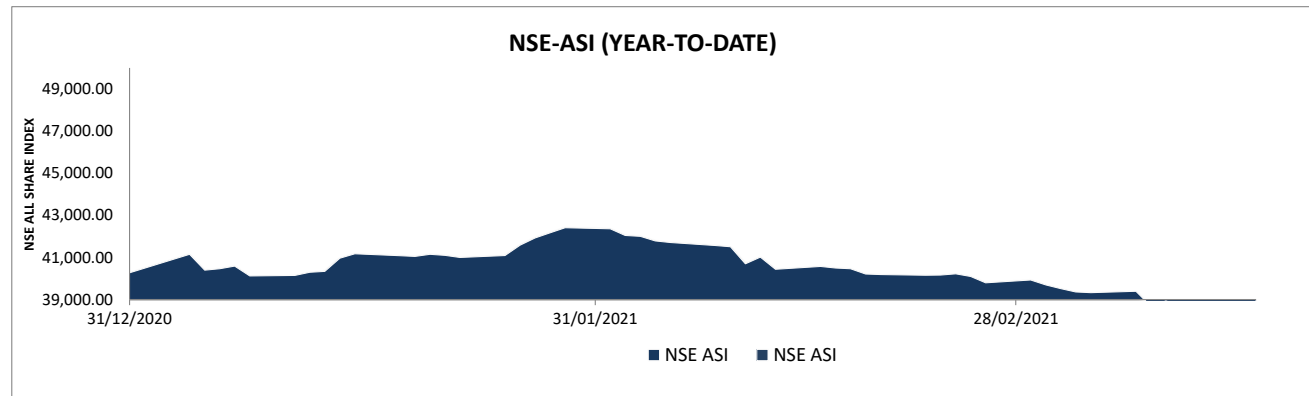


### NSE RETURN HISTORY

Day Change	↑	0.41%
Week-to-Date	↑	0.19%
Month-to-Date	↓	-2.71%
Quarter-to-Date	↓	-3.85%
Year-to-Date	↓	-3.85%

TOP TRADED STOCKS BY VOLUME		TOP TRADED STOCKS BY VALUE	
STOCK	VOLUME (UNITS)	STOCK	VALUE (₦)
UBA	24,407,480	NOTORE	959,589,937.50
ACCESS	19,132,454	DANGCEM	933,038,284.10
MBENEFIT	17,877,056	NESTLE	617,626,735.00
MANSARD	17,446,284	GUARANTY	470,571,707.15
GUARANTY	16,329,737	ZENITHBANK	315,916,115.90

Source: Nigerian Stock Exchange (NSE) / PAC Research



## FIXED INCOME REPORT AS AT MARCH 15, 2021

### Treasury Bills Market:

In the treasury bills markets, the average yield remains unchanged as it closed at 2.89% today (vs. 2.89% average market yield of last trading session). At the end of the trading session today, the 10-Jun-21, 26-Aug-21 and 24-Feb-22 bills closed at 0.94% (0.00%), 3.56% (0.00%), and 4.16% (0.00%) respectively.

### FGN Bond Market:

In the bond market, the average market yield increased by an average of 133bps as it closed at 8.43% as against 8.26% of the previous session. The result for the 27-Apr-2023, 14-Mar-2024, 22-Jan-2026, 23-Feb-2028, 23-Jul-2030, 24-Jul-2045 and 27-Mar-1950 bonds traded are 6.76% (-0.02%), 7.70% (0.32%), 9.70% (1.03%), 10.10% (0.00%), 10.34% (0.00%), 11.20% (0.00%) and 11.23% (0.00%) respectively.

### Foreign Exchange Market:

At the FX Market (CBN Official Window), Naira remains unchanged, closing at ₦379.00/\$ today compared to the ₦379.00/\$ it traded in the previous trading session. On Investors and Exporters Window, Naira appreciated by 110 kobo against dollar as it closed at ₦408.90/\$ today (vs. ₦410.00/\$ it closed in the previous trading session).

### Money Market:

In the Money Market today, the REPO rate increased by an average of 350bps to tighten liquidity. At the end of the trading session, the call, 1M, 2M, 3M rate closed at 12.50% (1.00%), 14.00% (4.50%), 15.00% (4.50%) and 15.00% (4.00%) respectively. However, Open-Buy-Back (OBB) and Overnight (O/N) rate increased by an average of 54 bps, closing at 12.50% and 12.75% respectively.

EXCHANGES				
AFRICA	16-Mar-21	VALUE Δ	15-Mar-21	% CHANGE
NSE	38,720.81	158.97	38,561.84	0.41%
BOTSWANA	1,350.57	0.00	1,350.57	0.00%
GHANA SE	2,212.66	11.74	2,200.92	0.53%
JSE	67,663.48	1,525.43	66,138.05	2.31%
RWANDA SI	148.24	0.03	148.21	0.02%
UGANDA SE	1,357.18	0.03	1,357.15	0.00%
GLOBAL		VALUE Δ		% CHANGE
DOW JONES	30932.37	-469.64	31402.01	-1.50%
FTSE 100	6560.09	76.66	6483.43	1.18%
DAX	13928.32	142.03	13786.29	1.03%
NIKKEI 225	29663.50	697.49	28966.01	2.41%
S&P 500	3811.15	-18.19	3829.34	-0.48%

Source: Bloomberg / PAC Research as at 16.00 GMT

CURRENCY			
MAJOR CURRENCIES			
	CURRENCY/₦		CURRENCY/\$
USD	PX_LAST	CFA FRANC	109.80
EUR	298.06	S.A RAND	410.73
GBP	0.41	GHANA CEDI	21.85
JPY	572.60	KENYAN SHILLING	15.06
AUD	324.11	RWANDA FRANC	8.94
ZAR	0.75	EGYPTIAN POUND	5.74
Source: Bloomberg / PAC Research			
ECONOMIC INDICATORS			
			16-Mar-21
MONETARY POLICY RATE (MPR)			11.5%
LIQUIDITY RATIO(LR)			30.00%
CASH RESERVE RATIO(CRR) Private(Public)			27.50%
INFLATION RATE (January 2021)			16.47%
GDP GROWTH RATE (Q4'20)			0.11%

COMMODITIES			
ENERGY	TODAY'S PRICE	VALUE Δ	PREVIOUS PRICE
BRENT CRUDE	61.82	0.35	61.47
WTI CRUDE	LAST_PRICE	CHG_NET_1D	#VALUE!
GASOLINE	64.91	0.51	64.40
NATURAL GAS	527.75	-3.75	531.50
METALS		VALUE Δ	
GOLD	2.74	-0.03	2.77
SILVER	1734.73	1.20	1733.53
PLATINIUM	26.85	0.20	26.66
PALLADIUM	1208.36	16.30	1192.06
ALUMINIUM	2359.46	31.63	2327.83
COPPER	A Real Time	-80.50	#VALUE!
AGRICULTURE		VALUE Δ	
CORN	A Real Time	-335.50	#VALUE!
WHEAT	546.50	-1.00	547.50
SOYBEANS	664.00	3.75	660.25
SUGAR	137.75	0.25	137.50
COTTON	16.50	0.05	16.45
COCOA	50.17	0.23	49.94

## BALANCED FUND

**Investment takes different forms. In investing you need to consider a few basic things;**

- a) What opportunities exist in the market
- b) How much capital to commit into investment.
- c) Transaction cost
- d) Skill and time to monitor the investment
- e) How to exit the investment

Many people often ask the question why a particular stock made more than 390% last year, and think 'if I had put my money in there my investment would have quadrupled'. While that is true, have you considered investing in some stock that delivers a negative return of about 65%? - That could be catastrophic. You wouldn't know on face value what stock would likely do well at the end of the day. This is why diversification is essential, so that as your portfolio risk is spread out.

It does not require a huge amount to build a well-diversified portfolio. One can benefit from portfolio diversification, professional management, competitive returns and broad investment opportunities simply by investing in a vehicle such as a Mutual Fund. Buying into a fund provides great benefit to investors with limited knowledge, time or money, while expanding the opportunities available to the investor.

A Balanced Fund is a type of collective investment scheme that invests in multiple asset classes giving you an opportunity to benefit from a broader range of investment securities. Let me introduce PACAM Balanced Fund sponsored by the PAC Asset Management LTD.

The PACAM Fund is an Open-ended Balanced Fund that will be invested in a mix of instruments across four asset classes and target locations are as follow ; Equity (up to 40%), Bonds (up to 15%), Money Market (up to 15%) and Real Estate (up to 30%.) The Fund seeks to achieve an efficient balance between capital appreciation and income for investors with modest risk appetite.

**Unit Of Sale:** Minimum of 50,000 units and multiples of 10,000 units thereafter.

**Offer Price:** N1:00 per unit

### **How to subscribe:**

Visit [www.pacassetmanagement.com/mutualfunds](http://www.pacassetmanagement.com/mutualfunds) download the application form, complete it and make payment at any branch of Access or Unity Bank to the following account numbers

**Access Bank: 0694495528**

**Unity Bank: 0024075950**

Please scan completed application form and payment evidence to [info@pacassetmanagement.com](mailto:info@pacassetmanagement.com)

**Redemption:** You can redeem your money within 5 working days after the relevant documents have been submitted to the fund manager, but any redemption within 90 days from the date you subscribed for units will attract a fee in an amount equal to 10% of the positive total return of the units being redeemed on the day of redemption.

**Reinvestment Option:** Investors may either elect to receive dividend payments or, reinvestment of such dividends.

**Dividend Payment:** Dividend as declared, shall be distributed electronically within 7 working days after SEC approval of the funds financial results.

## EARNINGS UPDATES

### GUARANTY TRUST BANK PLC (INTERIM DIVIDEND)

**Proposed Final Dividend:** 30 Kobo per 50 kobo share

**Proposed Bonus:** NA

**Closure Date:** 4th - 16th September, 2020

**Qualification Date:** 15th September, 2020

**AGM Date:** NIL

**Payment Date:** 21st September, 2020

**AGM Venue:** NIL

### ZENITH BANK PLC (FINAL DIVIDEND)

**Proposed Final Dividend:** N2.70 kobo per 50 kobo share

**Proposed Bonus:** NA

**Closure Date:** 9th March, 2021

**Qualification Date:** 8th March, 2021

**AGM Date:** 16th March, 2020

**Payment Date:** 16th March, 2020

**AGM Venue:** Civic Center, Ozumba Mbadiwe Street, Visctoria

### UNITED BANK FOR AFRICA PLC (INTERIM DIVIDEND)

**Proposed Final Dividend:** 17 kobo per 50 kobo share

**Proposed Bonus:** NA

**Closure Date:** 16th September, 2020

**Qualification Date:** 15th September, 2020

**AGM Date:** NIL

**Payment Date:** 23rd September, 2020

### NIGERIAN BREWERIES PLC (FINAL DIVIDEND)

**Proposed Final Dividend:** 69 Kobo per 50 kobo share

**Proposed Bonus:** NA

**Closure Date:** 11th of March 2021 to 17th of March 2021

**Qualification Date:** 10th of March, 2021

**AGM Date:** 22nd of April, 2021 at 10am

**Payment Date:** 23rd of April, 2021

**AGM Venue:** The Shell Nigeria Hall, Muson Centre, 8/9 Marina,

For further enquiries, please call **Charles Okonkwo (PAC Securities) on +2348036824312**  
**Dele Ige (PAC Asset Management) on +2348029591495**  
**Sope Agbebi (PAC Asset Management) on +2348130213743**

#### Disclaimer

The information, opinions and recommendations contained herein are and must be construed solely as statements of opinion and not statements of fact. No warranty, express or implied, as to the accuracy, timeliness, completeness, merchantability or fitness for any particular purpose of any such recommendation or information is given or made by **PanAfrican Capital** in any form or manner whatsoever. Each recommendation or opinion must be weighed solely as one factor in any investment or other decision made by or on behalf of any user of the information contained herein and such user must accordingly make its own study and evaluation of each strategy / security that it may consider purchasing, holding or selling and should appoint its own investment or financial or other advisors to assist the user in reaching any decision. **PanAfrican Capital** will accept no responsibility of any nature in respect of any statement, opinion, recommendation or information contained in this document.