

NIGERIAN EXCHANGE ALL-SHARE INDEX APPRECIATES BY 0.15%

Equities market closed the day’s trading session in green zone as the NSE All Share Index and Market Capitalisation appreciated by 0.15% to close at 38564.70 and ₦20.1 trillion respectively. The Year-to-Date (YtD) and the Quarter-to-Date (QtD) returns stand at -4.24% and -1.23%, while the Month-to-Date (MtD) and Week-to-Date returns stand at 0.33% and -1.51% respectively.

NSE Sector Indices: Of all the Industries on the NSE within our coverage, 4 sectors advanced in points while 2 sectors declined. The NSE sector indices that advanced in points were NSE OIL & GAS (+0.92%), NSE PREMIUM (+0.58%), NSE 30 (+0.21%), NSE CONSUMER GOODS (+0.18%) while the sectors that declined in points were NSE BANKING (-0.32%) and NSE INSURANCE (-0.51%).

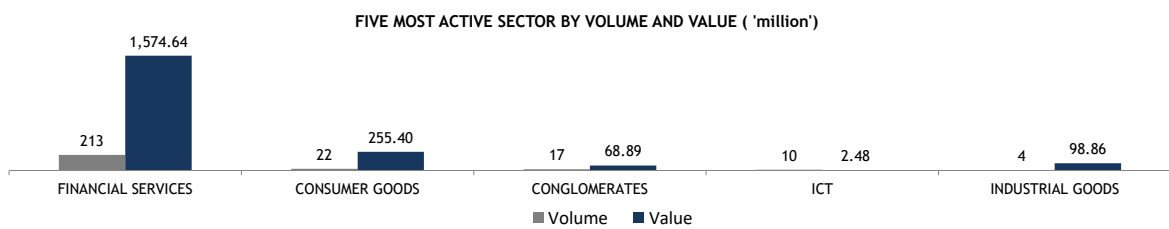
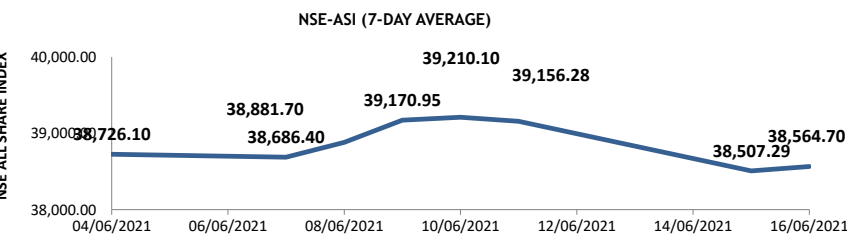
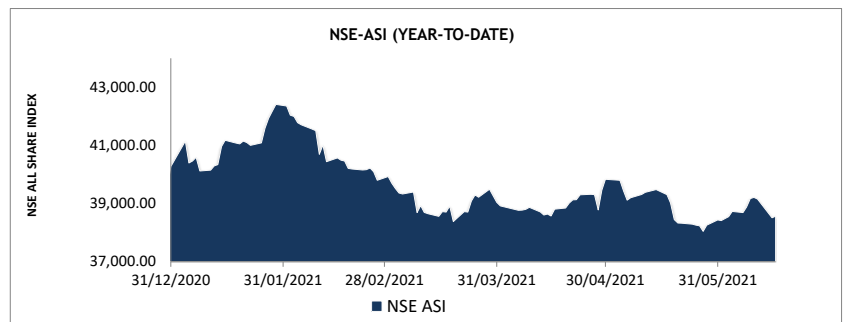
The market breadth (gainers/losers) of 1.29x for the day indicates that the number of buyers outpaced the number of sellers in the market today. At the end of the day’s trading, 27 stocks advanced as 21 stocks declined; CORNERST (+10.00%), MORISON (+9.68%) and LEARNAFRCA (+6.52%) led the gainers chart while ABBEYBDS (-9.52%), CHIPLC (-9.46%) and CWG (-7.26%) led the losers chart for the day.

The day’s trading activities by volume was led by STERLNBANK (37.47million), ETI (27.40million) and WEMABANK (27.15million) while the activity by value was led by GUARANTY (₦0.75billion), SEPLAT (₦0.51billion) and ZENITHBANK (₦0.23billion).

OUTLOOK: Nigerian bourse closed today’s trading session on a positive note as NSE All-Share Index gained 0.15 percent. Thanks to the gains in Stocks like Zenith Bank and MTN. Going into trading tomorrow, we expect the market to continue in the positive territory as investors find value in holding Nigerian equities.

NSE MARKET DAILY STATISTICS			
	Today	Previous	% Change
NSE All Share Index (NSEASI)	38,564.70	38,507.29	↑ 0.15%
Market Cap. (₦ 'trn)	20.10	20.07	↑ 0.15%
Transaction Volume (million)	302.72	297.35	↑ 1.81%
Market Turnover (₦ 'million)	2,809.78	3,649.93	↓ -23.02%
Number of Deals	4,387	4,402	↓ -0.34%

Source: Nigerian Stock Exchange (NSE) / PAC Research



TOP GAINERS

	Stock	Previous Price	Current Price	Change (₦)	%Change
1	CORNERST	0.50	0.55	0.05	10.00
2	MORISON	1.24	1.36	0.12	9.68
3	LEARNAFRCA	0.92	0.98	0.06	6.52
4	AFRIPRUD	6.05	6.40	0.35	5.79
5	COURTVILLE	0.20	0.21	0.01	5.00
6	REDSTAREX	3.23	3.35	0.12	3.72
7	HONYFLOUR	1.35	1.40	0.05	3.70
8	LASACO	1.36	1.39	0.03	2.21
9	UBA	7.10	7.25	0.15	2.11
10	UNILEVER	13.00	13.25	0.25	1.92

TOP LOSERS

	Stock	Previous Price	Current Price	Change (₦)	%Change
1	ABBEYBDS	1.05	0.95	-0.10	-9.52
2	CHIPLC	0.74	0.67	-0.07	-9.46
3	CWG	1.24	1.15	-0.09	-7.26
4	WAPIC	0.57	0.53	-0.04	-7.02
5	REGALINS	0.48	0.45	-0.03	-6.25
6	CHAMS	0.21	0.20	-0.01	-4.76
7	ETERNA	8.00	7.65	-0.35	-4.38
8	VERITASKAP	0.23	0.22	-0.01	-4.35
9	WEMABANK	0.57	0.55	-0.02	-3.51
10	STANBIC	40.00	39.00	-1.00	-2.50

NSE SECTOR INDICES	Today	Previous	% Change	YtD(%)
NSE 30	1,594.36	1,591.08	0.21%	-2.79%
NSE Banking 10	358.03	359.19	-0.32%	-8.90%
NSE Oil&Gas 5	314.21	311.34	0.92%	38.91%
NSE Insurance 10	199.21	200.24	-0.51%	5.12%
NSE Consumer Goods 10	566.94	565.94	0.18%	-1.12%
NSE Premium Index	3,588.04	3,567.33	0.58%	3.38%

Source: Nigerian Stock Exchange (NSE) / PAC Research

TOP 10 LOSERS YEAR TO DATE			TOP 10 GAINERS YEAR TO DATE		
1	CWG	-54.72%	1	LASACO	297.14%
2	SUNUASSUR	-53.00%	2	MORISON	177.55%
3	FTNCOCOA	-50.00%	3	ROYALEX	161.54%
4	SCOA	-33.45%	4	CHIPLC	109.38%
5	DAARCOMM	-33.33%	5	CHAMPION	109.30%
6	ENAMELWA	-26.70%	6	REGALINS	104.55%
7	VANLEER	-26.22%	7	SEPLAT	74.00%
8	STERLNBANK	-23.04%	8	MBENEFIT	70.37%
9	IKEJAHOTEL	-21.67%	9	MCNICHOLS	56.86%
10	WEMABANK	-20.29%	10	VITAFOAM	54.49%

NSE RETURN HISTORY

Day Change	↑	0.15%
Week-to-Date	↓	-1.51%
Month-to-Date	↑	0.33%
Quarter-to-Date	↓	-1.23%
Year-to-Date	↓	-4.24%

TOP TRADED STOCKS BY VOLUME

STOCK	VOLUME (UNITS)
STERLNBANK	37,473,362
ETI	27,396,295
WEMABANK	27,146,019
GUARANTY	26,491,561
JAPAULGOLD	22,136,983

TOP TRADED STOCKS BY VALUE

STOCK	VALUE (₦)
GUARANTY	745,342,100.20
SEPLAT	506,812,105.00
ZENITHBANK	228,568,478.10
MTNN	225,721,782.10
ACCESS	161,796,588.05

Source: Nigerian Stock Exchange (NSE) / PAC Research

FIXED INCOME REPORT

Treasury Bills Market:

In the treasury bills markets, the average yield decreased by 93bps as it closed at 6.05% today (vs. 6.99% average market yield of last trading session). At the end of the trading session today, the 90 Days, 180 Days and 360 Days bills closed at 3.71% (-1.13%), 5.25% (-1.19%), and 9.20% (-0.48%) respectively.

FGN Bond Market:

In the bond market, the average market yield decreased by an average of 21bps as it closed at 12.68% as against 12.71% of the previous session. The result for the 27-Apr-2023, 14-Mar-2024, 22-Jan-2026, 23-Feb-2028, 23-Jul-2030, 24-Jul-2045 and 27-Mar-2050 bonds traded are 11.23% (0.01%), 11.60% (0.00%), 12.40% (0.00%), 12.78% (0.00%), 13.15% (0.01%), 13.77% (-0.31%) and 13.85% (0.08%) respectively.

FX and Money Market:

At the Foreign Exchange market, Naira depreciated by 125 kobo against dollar as it closed at ₦411.13/\$ today (vs. ₦409.88/\$ it closed in the previous trading session). The Open-Buy-Back (OBB) and Overnight (O/N) rate increased by an average of 104 bps, closing at 16.00% and 16.25% respectively.

EXCHANGES				
AFRICA	16-Jun-21	VALUE Δ	15-Jun-21	% CHANGE
NSE	38,564.70	57.41	38,507.29	0.15%
BOTSWANA GAB	1,420.65	0.00	1,420.65	0.00%
GHANA SE	2,647.12	-1.03	2,648.15	-0.04%
JSE	67,310.57	-630.91	67,941.48	-0.93%
RWANDA SE	147.48	0.00	147.48	0.00%
UGANDA SE	1,587.10	0.00	1,587.10	0.00%
GLOBAL		VALUE Δ		% CHANGE
DOW JONES	34250.95	-48.38	34299.33	-0.14%
FTSE 100	7182.99	10.51	7172.48	0.15%
DAX	15712.59	-16.93	15729.52	-0.11%
NIKKEI 225	29291.01	-150.29	29441.30	-0.51%
S&P 500	4245.50	-1.09	4246.59	-0.03%

Source: Bloomberg / PAC Research as at 17.00 GMT

SOURCE: BLOOMBERG/PAC RESEARCH (AS AT 16:45 WAT)

CURRENCY			
MAJOR CURRENCIES			
	CURRENCY/₦		CURRENCY/\$
USD	411.13	CFA FRANC	540.98
EUR	498.23	S.A RAND	13.76
GBP	579.96	GHANA CEDI	5.80
JPY	3.74	KENYAN SHILLING	107.79
AUD	315.63	RWANDA FRANC	997.78
ZAR	29.88	EGYPTIAN POUND	15.65

Source: Bloomberg / PAC Research

ECONOMIC INDICATORS	
	16-Jun-21
MONETARY POLICY RATE (MPR)	11.5%
LIQUIDITY RATIO(LR)	30.00%
CASH RESERVE RATIO(CRR)	27.50%
INFLATION	18.12%
GDP GROWTH RATE (Q4'20)	0.11%

COMMODITIES			
ENERGY	TODAY'S PRICE	VALUE Δ	PREVIOUS PRICE
BRENT CRUDE	74.45	0.44	74.01
WTI CRUDE	72.33	0.21	72.12
GASOLINE	216.84	-0.14	216.98
NATURAL GAS	3.25	0.01	3.24
METALS		VALUE Δ	
GOLD	1856.64	-2.38	1859.02
SILVER	27.76	0.10	27.66
PLATINIUM	1147.29	-8.80	1156.09
PALLADIUM	2819.86	55.09	2764.77
AGRICULTURE		VALUE Δ	
CORN	580.50	7.00	573.50
WHEAT	671.25	5.25	666.00
SOYBEANS	1366.75	-6.50	1373.25
SUGAR	17.16	-0.04	17.20
COTTON	86.87	0.08	86.79
COCOA	2411.00	-17.00	2428.00

PACAM BALANCED FUND

Investment takes different forms. In investing you need to consider a few basic things;

- a) What opportunities exist in the market
- b) How much capital to commit into investment.
- c) Transaction cost
- d) Skill and time to monitor the investment
- e) How to exit the investment

Many people often ask the question why a particular stock made more than 390% last year, and think 'if I had put my money in there my investment would have quadrupled'. While that is true, have you considered investing in some stock that delivers a negative return of about 65%? - That could be catastrophic. You wouldn't know on face value what stock would likely do well at the end of the day. This is why diversification is essential, so that as your portfolio risk is spread out.

It does not require a huge amount to build a well-diversified portfolio. One can benefit from portfolio diversification, professional management, competitive returns and broad investment opportunities simply by investing in a vehicle such as a Mutual Fund. Buying into a fund provides great benefit to investors with limited knowledge, time or money, while expanding the opportunities available to the investor.

A Balanced Fund is a type of collective investment scheme that invests in multiple asset classes giving you an opportunity to benefit from a broader range of investment securities. Let me introduce PACAM Balanced Fund sponsored by the PAC Asset Management LTD.

The PACAM Fund is an Open-ended Balanced Fund that will be invested in a mix of instruments across four asset classes and target locations are as follow ; Equity (up to 40%), Bonds (up to 15%), Money Market (up to 15%) and Real Estate (up to 30%.) The Fund seeks to achieve an efficient balance between capital appreciation and income for investors with modest risk appetite.

Unit Of Sale: Minimum of 50,000 units and multiples of 10,000 units thereafter.

Offer Price: N1:00 per unit

How to subscribe:

Visit www.pacassetmanagement.com/mutualfunds download the application form, complete it and make payment at any branch of Access or Unity Bank to the following account numbers

Access Bank: 0694495528

Unity Bank: 0024075950

Please scan completed application form and payment evidence to info@pacassetmanagement.com

EARNINGS UPDATES

GUARANTY TRUST BANK PLC (FINAL DIVIDEND)

Proposed Final Dividend: N2.70 per share
Proposed Bonus: Nil
Closure Date: 1st April 2021
AGM Date: 9th April 2021
Payment Date: 9th April 2021

ZENITH BANK PLC (FINAL DIVIDEND)

Proposed Final Dividend: N2.70 kobo per 50 kobo share
Proposed Bonus: NA
Closure Date: 9th March, 2021
Qualification Date: 8th March, 2021
AGM Date: 16th March, 2020
Payment Date: 16th March, 2020
AGM Venue: Civic Center, Ozumba Mbadiwe Street,
Victoria Island Lagos State. The Shell
Nigeria Hall, Muson Centre, 8/9
Marina, Onikan, Lagos State Nigeria

NIGERIAN BREWERIES PLC (FINAL DIVIDEND)

Proposed Final Dividend: 69 Kobo per 50 kobo share
Proposed Bonus: NA
Closure Date: 11th - 17th March, 2021
Qualification Date: 10th of March, 2021
AGM Date: 22nd of April, 2021 at 10am
Payment Date: 23rd of April, 2021
AGM Venue: The Shell Nigeria Hall, Muson Centre, 8/9
Marina, Onikan, Lagos State Nigeria

DANGOTE CEMENT (FINAL DIVIDEND)

Proposed Final Dividend: N16.00
Proposed Bonus: Nil
Closure Date: 28th April 2021
AGM Date: 26th May 2021
Payment Date: 27th May 2021

LAFARGE AFRICA PLC (FINAL DIVIDEND)

Proposed Final Dividend: N1.00
Proposed Bonus: Nil
Closure Date: 4th - 7th May 2021
AGM Date: 25th May 2021
Payment Date: 25th May 2021

STANBIC IBTC (FINAL DIVIDEND)

Proposed Final Dividend: N3.60
Proposed Bonus: Nil
Closure Date: 8th - 15th April 2021
AGM Date: 27th May 2021
Payment Date: 28th May 2021

For further enquiries, please call **Charles Okonkwo (PAC Securities) on +2348036824312**
Dele Ige (PAC Asset Management) on +2348029591495
Oluwole Adeyeye (PAC Research) on +2347033472818

Disclaimer

The information, opinions and recommendations contained herein are and must be construed solely as statements of opinion and not statements of fact. No warranty, express or implied, as to the accuracy, timeliness, completeness, merchantability or fitness for any particular purpose of any such recommendation or information is given or made by **PanAfrican Capital** in any form or manner whatsoever. Each recommendation or opinion must be weighed solely as one factor in any investment or other decision made by or on behalf of any user of the information contained herein and such user must accordingly make its own study and evaluation of each strategy / security that it may consider purchasing, holding or selling and should appoint its own investment or financial or other advisors to assist the user in reaching any decision. **PanAfrican Capital** will accept no responsibility of any nature in respect of any statement, opinion, recommendation or information contained in this document.