

**EQUITIES MARKET SUSTAINS POSITIVE SENTIMENTS AS INVESTORS GAIN ₦65.73 billion: NSE ASI UP BY 0.31%**

Equities market closed the day's trading session in green zone as the NSE All Share Index and Market Capitalisation appreciated by 0.31% to close at 40,590.85 and ₦21.22 trillion respectively. The Year-to-Date (YtD) and the Quarter-to-Date (QtD) returns stand at 0.79% and 0.79%, while the Month-to-Date (MtD) and Week-to-Date returns stand at 0.79% and 0.79% respectively.

**NSE Sector Indices:** Of all the Industries on the NSE within our coverage, 5 sectors advanced in points, while 1 sector declined. The NSE sector indices that advanced in points were NSE OIL & GAS (+5.65%), NSE CONSUMER GOODS (+0.75%), NSE BANKING (+0.53%), NSE 30 (+0.39%) and NSE PREMIUM (+0.35%), while the sector that declined in points was NSE INSURANCE (-0.02%).

The market breadth (gainers/losers) of 1.93x for the day indicates that the number of buyers outpaced the number of sellers in the market today. At the end of the day's trading, 27 stocks advanced as 14 stocks declined; FTNCOCOA (+10.00%), SEPLAT (+10.00%) and LIVESTOCK (+10.00%) led the gainers chart while SOVRENINS (-9.09%), COURTVILLE (-8.70%) and LASACO (-7.89%) led the losers chart for the day.

The day's trading activities by volume was led by UBA (26.49million), DANGSUGAR (21.47million) and FIDELITYBK (15.71million) while the activity by value was led by DANGSUGAR (₦0.40billion), ZENITHBANK (₦0.33billion) and GUARANTY (₦0.32billion).

**Outlook:** Equities market sustained positive sentiments as Investors gained ₦65.73 billion: NSE ASI up by 0.31%. Optimisms persist that the bulls will recover the market in the coming days. We therefore advise our clients not to engage in panic selling as we expect equity market to maintain positive growth due to the expectation of dividend payment in early 2021 and lower yields in fixed income market.

**TOP GAINERS**

	Stock	Previous Close	Today's Close	Change (₦)	%Change
1	FTNCOCOA	0.60	0.66	0.06 ↑	10.00
2	SEPLAT	410.00	451.00	41.00 ↑	10.00
3	LIVESTOCK	1.50	1.65	0.15 ↑	10.00
4	ARDOVA	13.55	14.90	1.35 ↑	9.96
5	JAPAUFGOLD	0.81	0.89	0.08 ↑	9.88
6	CHAMPION	0.85	0.93	0.08 ↑	9.41
7	NEM	2.15	2.31	0.16 ↑	7.44
8	NEIMETH	2.05	2.14	0.09 ↑	4.39
9	WEMABANK	0.71	0.74	0.03 ↑	4.23
10	DANGSUGAR	18.30	19.00	0.70 ↑	3.83

**TOP LOSERS**

	Stock	Previous Close	Today's Close	Change (₦)	%Change
1	SOVRENINS	0.22	0.20	-0.02 ↓	-9.09
2	COURTVILLE	0.23	0.21	-0.02 ↓	-8.70
3	LASACO	0.38	0.35	-0.03 ↓	-7.89
4	UNILEVER	13.90	13.00	-0.90 ↓	-6.47
5	STERLNBANK	2.05	1.96	-0.09 ↓	-4.39
6	NAHCO	2.30	2.20	-0.10 ↓	-4.35
7	FIDSON	4.70	4.50	-0.20 ↓	-4.26
8	REGALINS	0.24	0.23	-0.01 ↓	-4.17
9	CHAMS	0.24	0.23	-0.01 ↓	-4.17
10	GUINNESS	18.40	17.65	-0.75 ↓	-4.08

NSE MARKET DAILY STATISTICS				
	Today	Previous		% Change
NSE All Share Index (NSEASI)	40,590.85	40,465.15	↑	0.31%
Market Cap. (₦ 'trn)	21.22	21.16	↑	0.31%
Transaction Volume (million)	213.35	249.55	↓	-14.50%
Market Turnover (₦ 'million)	7,509.46	2,184.18	↑	243.81%
Number of Deals	4,558	6,090	↓	-25.16%

Source: Nigerian Stock Exchange (NSE) / PAC Research

NSE SECTOR INDICES					
	Today	Previous	% Change		YtD(%)
NSE 30	1,657.11	1,650.72	↑ 0.39%	↑	1.04%
NSE Banking 10	400.39	398.29	↑ 0.53%	↑	1.88%
NSE Oil&Gas 5	239.27	226.48	↑ 5.65%	↑	5.78%
NSE Insurance 10	206.94	206.98	↓ -0.02%	↑	9.20%
NSE Consumer Goods 10	585.72	581.37	↑ 0.75%	↑	2.16%
NSE Premium Index	3,466.66	3,454.67	↑ 0.35%	↓	-0.12%

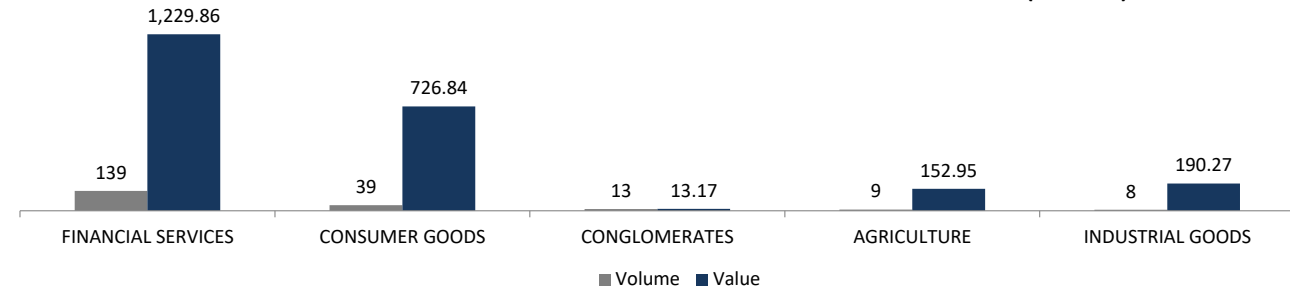
Source: Nigerian Stock Exchange (NSE) / PAC Research

TOP 10 LOSERS YEAR TO DATE			TOP 10 GAINERS YEAR TO DATE		
1	DEAPCAP	-8.00%	1	JAPAUFGOLD	43.55%
2	ABCTRANS	-7.89%	2	NEM	29.05%
3	ROYALEX	-7.69%	3	BOCGAS	20.17%
4	GUINNESS	-7.11%	4	LIVESTOCK	18.71%
5	FCMB	-6.91%	5	VITAFOAM	15.38%
6	MAYBAKER	-6.84%	6	MANSARD	14.29%
7	OANDO	-6.76%	7	LINKASSURE	13.46%
8	UNILEVER	-6.47%	8	INTBREW	12.61%
9	NAHCO	-4.35%	9	SEPLAT	12.11%
10	NEIMETH	-4.04%	10	ARDOVA	9.96%

COMPANY	TURNOVER (₦'B)	CURRENT PAT (₦'B)	PREVIOUS PAT (₦'B)	PERIOD
DANGOTE CEMENT PLC	761.44	208.69	154.35	Q3 2020
FIDELITY BANK PLC	49.28	9.10	10.56	Q3 2020
JAIZ BANK PLC	13.65	1.85	1.25	Q3 2020
NIGERIAN BREWERIES PLC	234.04	6.94	12.28	Q3 2020
BUA CEMENT PLC	156.55	53.57	43.25	Q3 2020

Source: Nigerian Stock Exchange (NSE) / PAC Research

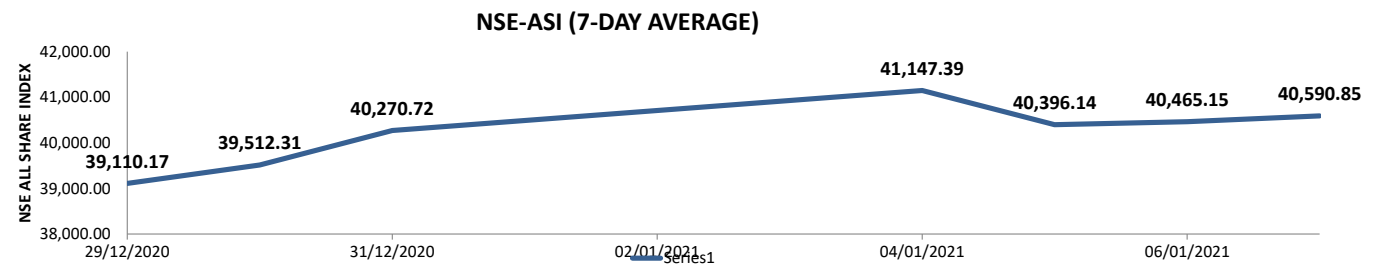
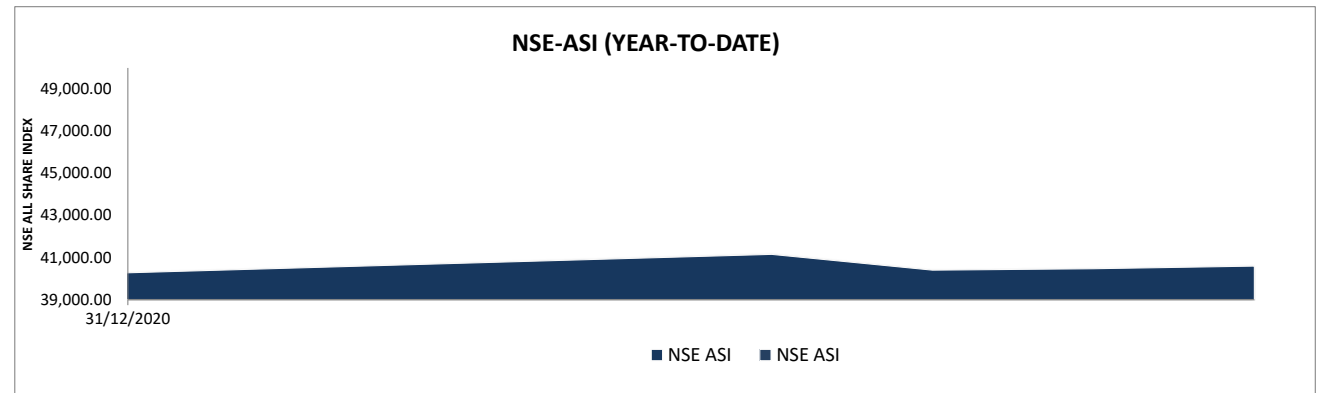
FIVE MOST ACTIVE SECTOR BY VOLUME AND VALUE ('million')



NSE RETURN HISTORY		
Day Change	↑	0.31%
Week-to-Date	↑	0.79%
Month-to-Date	↑	0.79%
Quarter-to-Date	↑	0.79%
Year-to-Date	↑	0.79%

TOP TRADED STOCKS BY VOLUME		TOP TRADED STOCKS BY VALUE	
STOCK	VOLUME (UNITS)	STOCK	VALUE (₦)
UBA	26,487,153	DANGSUGAR	397,845,077.05
DANGSUGAR	21,472,524	ZENITHBANK	327,294,610.65
FIDELITYBK	15,710,309	GUARANTY	315,050,929.65
ACCESS	13,292,626	UBA	228,449,039.90
ZENITHBANK	12,977,161	WAPCO	152,842,624.10

Source: Nigerian Stock Exchange (NSE) / PAC Research



## FIXED INCOME REPORT AS AT JANUARY 6, 2020

### Treasury Bills Market:

In the treasury bills markets, the average yield decreased by 4bps as it closed at 0.44% today (vs. 0.48% average market yield of last trading session). At the end of the trading session today, the 01-Apr-21, 01-Jul-21 and 25-Nov-21 bills closed at 0.23% (-0.12%), 0.38% (0.00%), and 0.72% (0.00%) respectively.

### FGN Bond Market:

In the bond market, the average market yield increased by an average of 128bps as it closed at 5.11% as against 4.95% of the previous session. The result for the 14-Nov-2021, 27-Apr-2023, 23-Mar-2025, 17-Mar-2027, 20-Nov-2029, 18-Mar-2036 and 26-Apr-2049 bonds traded are 1.53% (0.15%), 3.50% (-0.04%), 5.42% (-0.02%), 6.42% (-0.08%), 7.12% (0.00%), 7.80% (0.00%) and 8.65% (1.27%) respectively.

### Foreign Exchange Market:

At the FX Market (CBN Official Window), Naira remains unchanged, closing at ₦379.00/\$ today compared to the ₦379.00/\$ it traded in the previous trading session. On Investors and Exporters Window, Naira depreciated by 67 kobo against dollar as it closed at ₦394.50/\$ today (vs. ₦393.83/\$ it closed in the previous trading session).

### Money Market:

In the Money Market today, the REPO rate decreased by an average of 25bps to ease liquidity. At the end of the trading session, the call, 1M, 2M, 3M rate closed at 1.00% (0.00%), 2.00% (1.00%), 3.00% (0.00%) and 4.00% (-2.00%) respectively. However, Open-Buy-Back (OBB) and Overnight (O/N) rate decreased by an average of 25 bps, closing at 0.38% and 0.75% respectively.

EXCHANGES				
AFRICA	7-Jan-21	VALUE Δ	6-Jan-21	% CHANGE
NSE	40,590.85	125.70	40,465.15	0.31%
BOTSWANA	1,286.06	-1.65	1,287.71	-0.13%
GHANA SE	1,944.04	0.01	1,944.04	0.00%
JSE	62,664.99	807.57	61,857.42	1.31%
RWANDA SI	148.02	-0.13	148.15	-0.09%
UGANDA SE	1,330.07	-0.13	1,330.20	-0.01%
GLOBAL		VALUE Δ		% CHANGE
DOW JONES	30829.40	437.80	30391.60	1.44%
FTSE 100	6812.19	-29.67	6841.86	-0.43%
DAX	13950.94	58.97	13891.97	0.42%
NIKKEI 225	27490.13	434.19	27055.94	1.60%
S&P 500	3748.14	21.28	3726.86	0.57%

Source: Bloomberg / PAC Research as at 16.00 GMT

CURRENCY			
MAJOR CURRENCIES			
	CURRENCY/₦		CURRENCY/\$
USD	PX_LAST	CFA FRANC	109.55
EUR	281.13	S.A RAND	387.29
GBP	0.39	GHANA CEDI	21.20
JPY	526.94	KENYAN SHILLING	15.33
AUD	304.65	RWANDA FRANC	8.81
ZAR	0.72	EGYPTIAN POUND	5.87

Source: Bloomberg / PAC Research

ECONOMIC INDICATORS	
	7-Jan-21
MONETARY POLICY RATE (MPR)	11.5%
LIQUIDITY RATIO(LR)	30.00%
CASH RESERVE RATIO(CRR) Private(Public)	27.50%
INFLATION RATE (November 2020)	14.89%
GDP GROWTH RATE (Q3'20)	-3.62%

COMMODITIES			
ENERGY	TODAY'S PRICE	VALUE Δ	PREVIOUS PRICE
BRENT CRUDE	50.92	0.31	50.61
WTI CRUDE	LAST_PRICE	CHG_NET_1D	#VALUE!
GASOLINE	54.37	0.09	54.28
NATURAL GAS	436.25	1.50	434.75
METALS		VALUE Δ	
GOLD	2.70	-0.01	2.71
SILVER	1917.86	0.09	1917.77
PLATINIUM	27.14	-0.16	27.30
PALLADIUM	1104.19	-5.15	1109.34
ALUMINIUM	2423.34	-22.72	2446.06
COPPER	A Real Time	-2.00	#VALUE!
AGRICULTURE		VALUE Δ	
CORN	A Real Time	35.50	#VALUE!
WHEAT	494.00	-1.50	495.50
SOYBEANS	643.00	-4.75	647.75
SUGAR	122.50	1.55	120.95
COTTON	16.04	-0.25	16.29
COCOA	43.58	-0.27	43.85

## BALANCED FUND

**Investment takes different forms. In investing you need to consider a few basic things;**

- a) What opportunities exist in the market
- b) How much capital to commit into investment.
- c) Transaction cost
- d) Skill and time to monitor the investment
- e) How to exit the investment

Many people often ask the question why a particular stock made more than 390% last year, and think 'if I had put my money in there my investment would have quadrupled'. While that is true, have you considered investing in some stock that delivers a negative return of about 65%? - That could be catastrophic. You wouldn't know on face value what stock would likely do well at the end of the day. This is why diversification is essential, so that as your portfolio risk is spread out.

It does not require a huge amount to build a well-diversified portfolio. One can benefit from portfolio diversification, professional management, competitive returns and broad investment opportunities simply by investing in a vehicle such as a Mutual Fund. Buying into a fund provides great benefit to investors with limited knowledge, time or money, while expanding the opportunities available to the investor.

A Balanced Fund is a type of collective investment scheme that invests in multiple asset classes giving you an opportunity to benefit from a broader range of investment securities. Let me introduce PACAM Balanced Fund sponsored by the PAC Asset Management LTD.

The PACAM Fund is an Open-ended Balanced Fund that will be invested in a mix of instruments across four asset classes and target locations are as follow ; Equity (up to 40%), Bonds (up to 15%), Money Market (up to 15%) and Real Estate (up to 30%.) The Fund seeks to achieve an efficient balance between capital appreciation and income for investors with modest risk appetite.

**Unit Of Sale:** Minimum of 50,000 units and multiples of 10,000 units thereafter.

**Offer Price:** N1:00 per unit

### **How to subscribe:**

Visit [www.pacassetmanagement.com/mutualfunds](http://www.pacassetmanagement.com/mutualfunds) download the application form, complete it and make payment at any branch of Access or Unity Bank to the following account numbers

**Access Bank: 0694495528**

**Unity Bank: 0024075950**

Please scan completed application form and payment evidence to [info@pacassetmanagement.com](mailto:info@pacassetmanagement.com)

**Redemption:** You can redeem your money within 5 working days after the relevant documents have been submitted to the fund manager, but any redemption within 90 days from the date you subscribed for units will attract a fee in an amount equal to 10% of the positive total return of the units being redeemed on the day of redemption.

**Reinvestment Option:** Investors may either elect to receive dividend payments or, reinvestment of such dividends.

**Dividend Payment:** Dividend as declared, shall be distributed electronically within 7 working days after SEC approval of the funds financial results.

## EARNINGS UPDATES

### GUARANTY TRUST BANK PLC (INTERIM DIVIDEND)

**Proposed Final Dividend:** 30 Kobo per 50 kobo share

**Proposed Bonus:** NA

**Closure Date:** 4th - 16th September, 2020

**Qualification Date:** 15th September, 2020

**AGM Date:** NIL

**Payment Date:** 21st September, 2020

### ZENITH BANK PLC (INTERIM DIVIDEND)

**Proposed Final Dividend:** 30 kobo per 50 kobo share

**Proposed Bonus:** NA

**Closure Date:** 17th September, 2020

**Qualification Date:** 16th September, 2020

**AGM Date:** NIL

**Payment Date:** 22nd September, 2020

### UNITED BANK FOR AFRICA PLC (INTERIM DIVIDEND)

**Proposed Final Dividend:** 17 kobo per 50 kobo share

**Proposed Bonus:** NA

**Closure Date:** 16th September, 2020

**Qualification Date:** 15th September, 2020

**AGM Date:** NIL

**Payment Date:** 23rd September, 2020

### ACCESS BANK PLC (INTERIM DIVIDEND)

**Proposed Final Dividend:** 16 Kobo per share

**Proposed Bonus:** NA

**Closure Date:** 18th September, 2020

**Qualification Date:** 17th September, 2020

**AGM Date:** NIL

**Payment Date:** 18th September, 2020

For further enquiries, please call **Charles Okonkwo (PAC Securities) on +2348036824312**

**Dele Ige (PAC Asset Management) on +2348029591495**

**Sope Agbebi (PAC Asset Management) on +2348130213743**

#### Disclaimer

The information, opinions and recommendations contained herein are and must be construed solely as statements of opinion and not statements of fact. No warranty, express or implied, as to the accuracy, timeliness, completeness, merchantability or fitness for any particular purpose of any such recommendation or information is given or made by **PanAfrican Capital** in any form or manner whatsoever. Each recommendation or opinion must be weighed solely as one factor in any investment or other decision made by or on behalf of any user of the information contained herein and such user must accordingly make its own study and evaluation of each strategy / security that it may consider purchasing, holding or selling and should appoint its own investment or financial or other advisors to assist the user in reaching any decision. **PanAfrican Capital** will accept no responsibility of any nature in respect of any statement, opinion, recommendation or information contained in this document.