

EQUITIES SUSTAIN RISING PROFILE AS NSE ASI APPRECIATES FURTHER BY 0.36%

Equities market closed the day's trading session in green zone as the NSE All Share Index and Market Capitalisation appreciated by 0.36% to close at 40,295.95 and ₦21.07 trillion respectively. The Year-to-Date (YtD) and the Quarter-to-Date (QtD) returns stand at 0.06% and 0.06%, while the Month-to-Date (MtD) and Week-to-Date returns stand at 0.06% and 0.44% respectively.

NSE Sector Indices: Of all the Industries on the NSE within our coverage, 3 sectors advanced in points, while 2 sectors declined. The NSE sector indices that advanced in points were NSE INSURANCE (+3.61%), NSE CONSUMER GOODS (+0.36%), and NSE 30 (+0.29%), while the sectors that declined in points were NSE OIL & GAS (-0.05%) and NSE BANKING (-0.62%).

The market breadth (gainers/losers) of 1.35x for the day indicates that the number of buyers outpaced the number of sellers in the market today. At the end of the day's trading, 27 stocks advanced as 20 stocks declined; MBENEFIT (+10.00%), NASCON (+10.00%) and NIGERINS (+10.00%) led the gainers chart while OANDO (-5.41%), UAC-PROP (-4.76%) and DEAPCAP (-4.76%) led the losers chart for the day.

The day's trading activities by volume was led by UPDCREIT (755.01million), MANSARD (49.51million) and TRANSCORP (44.27million) while the activity by value was led by UPDCREIT (₦4.15billion), MTNN (₦0.68billion) and ZENITHBANK (₦0.43billion).

Outlook: Equities sustained rising profile as NSE ASI appreciated further by 0.36%. Optimisms persist that the bulls will recover the market in the coming days. We therefore advise our clients not to engage in panic selling as we expect equity market to maintain positive growth due to the expectation of dividend payment in early 2021 and lower yields in fixed income market.

TOP GAINERS

	Stock	Previous Close	Today's Close	Change (₦)	%Change
1	MBENEFIT	0.30	0.33	0.03 ↑	10.00
2	NASCON	14.50	15.95	1.45 ↑	10.00
3	NIGERINS	0.20	0.22	0.02 ↑	10.00
4	OMATEK	0.20	0.22	0.02 ↑	10.00
5	ARDOVA	17.95	19.70	1.75 ↑	9.75
6	NCR	1.96	2.15	0.19 ↑	9.69
7	CHIPLC	0.31	0.34	0.03 ↑	9.68
8	MANSARD	1.15	1.26	0.11 ↑	9.57
9	JAPAULGOLD	1.06	1.16	0.10 ↑	9.43
10	LASACO	0.36	0.39	0.03 ↑	8.33

TOP LOSERS

	Stock	Previous Close	Today's Close	Change (₦)	%Change
1	OANDO	3.70	3.50	-0.20 ↓	-5.41
2	UAC-PROP	0.84	0.80	-0.04 ↓	-4.76
3	DEAPCAP	0.21	0.20	-0.01 ↓	-4.76
4	COURTVILLE	0.23	0.22	-0.01 ↓	-4.35
5	WEMABANK	0.73	0.70	-0.03 ↓	-4.11
6	CORNERST	0.62	0.60	-0.02 ↓	-3.23
7	STERLNBANK	2.01	1.95	-0.06 ↓	-2.99
8	FTNCOCOA	0.70	0.68	-0.02 ↓	-2.86
9	ABCTRANS	0.35	0.34	-0.01 ↓	-2.86
10	NPFMCRFBK	1.75	1.72	-0.03 ↓	-1.71

NSE MARKET DAILY STATISTICS				
	Today	Previous		% Change
NSE All Share Index (NSEASI)	40,295.95	40,150.78	↑	0.36%
Market Cap. (₦ 'trn)	21.07	20.99	↑	0.36%
Transaction Volume (million)	1,166.43	335.70	↑	247.46%
Market Turnover (₦ 'million)	7,969.94	2,489.74	↑	220.11%
Number of Deals	5,591	5,338	↑	4.74%

Source: Nigerian Stock Exchange (NSE) / PAC Research

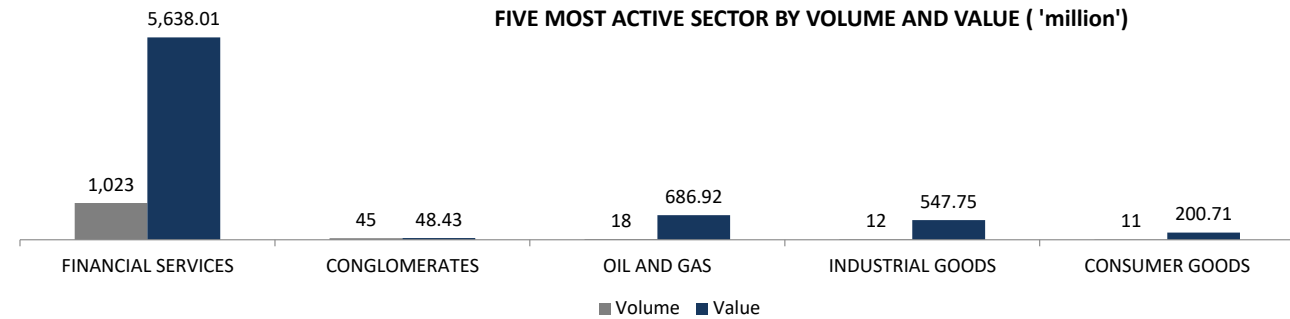
NSE SECTOR INDICES					
	Today	Previous	% Change		YtD(%)
NSE 30	1,646.92	1,642.10	↑ 0.29%	↑	0.42%
NSE Banking 10	403.88	406.42	↓ -0.62%	↑	2.76%
NSE Oil&Gas 5	258.03	258.15	↓ -0.05%	↑	14.07%
NSE Insurance 10	213.43	205.99	↑ 3.61%	↑	12.63%
NSE Consumer Goods 10	593.03	590.88	↑ 0.36%	↑	3.43%
NSE Premium Index	-	3,369.93	↓ -100.00%	↓	-100.00%

Source: Nigerian Stock Exchange (NSE) / PAC Research

TOP 10 LOSERS YEAR TO DATE			TOP 10 GAINERS YEAR TO DATE		
1	DEAPCAP	-20.00%	1	JAPAULGOLD	87.10%
2	ABCTrans	-10.53%	2	ARDOVA	45.39%
3	DANGCEM	-6.08%	3	LIVESTOCK	40.29%
4	CAVERTON	-5.85%	4	NEM	28.49%
5	OANDO	-5.41%	5	SEPLAT	23.32%
6	FCMB	-4.50%	6	MBENEFIT	22.22%
7	STERLNBANK	-4.41%	7	MANSARD	20.00%
8	CUTIX	-4.35%	8	BOCGAS	19.02%
9	UNILEVER	-3.60%	9	INTBREW	18.82%
10	MTNN	-2.88%	10	CHAMPION	18.60%

COMPANY	TURNOVER (₦'B)	CURRENT PAT (₦'B)	PREVIOUS PAT (₦'B)	PERIOD
DANGOTE CEMENT PLC	761.44	208.69	154.35	Q3 2020
FIDELITY BANK PLC	49.28	9.10	10.56	Q3 2020
JAIZ BANK PLC	13.65	1.85	1.25	Q3 2020
NIGERIAN BREWERIES PLC	234.04	6.94	12.28	Q3 2020
BUA CEMENT PLC	156.55	53.57	43.25	Q3 2020

Source: Nigerian Stock Exchange (NSE) / PAC Research

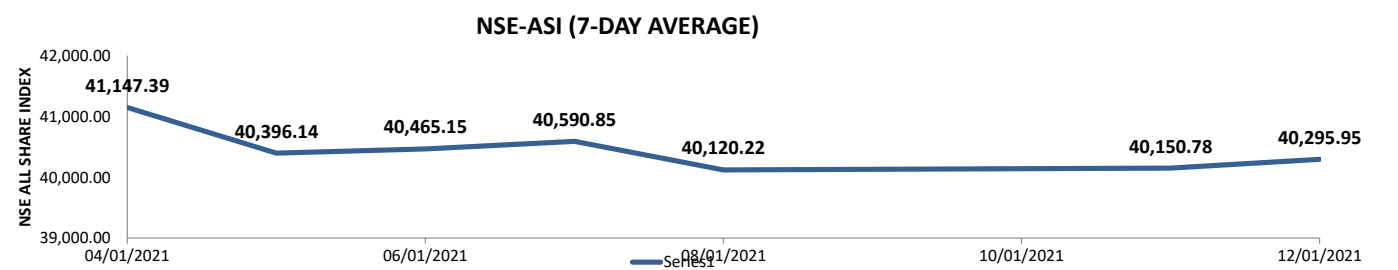
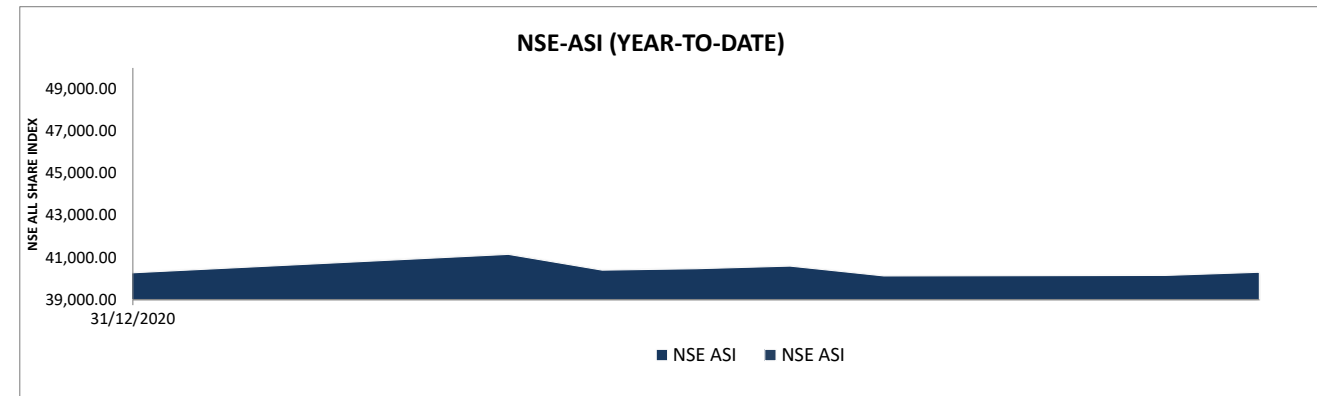


NSE RETURN HISTORY

Day Change	↑	0.36%
Week-to-Date	↑	0.44%
Month-to-Date	↑	0.06%
Quarter-to-Date	↑	0.06%
Year-to-Date	↑	0.06%

TOP TRADED STOCKS BY VOLUME		TOP TRADED STOCKS BY VALUE	
STOCK	VOLUME (UNITS)	STOCK	VALUE (₦)
UPDCREIT	755,007,570	UPDCREIT	4,152,541,635.00
MANSARD	49,508,032	MTNN	679,101,863.10
TRANSCORP	44,268,834	ZENITHBANK	425,754,093.30
JAPAULGOLD	29,348,202	SEPLAT	407,653,630.50
STERLNBANK	26,206,465	DANGCEM	343,303,011.70

Source: Nigerian Stock Exchange (NSE) / PAC Research



FIXED INCOME REPORT AS AT JANUARY 11, 2020

Treasury Bills Market:

In the treasury bills markets, the average yield increased by 9bps as it closed at 0.52% today (vs. 0.43% average market yield of last trading session). At the end of the trading session today, the 01-Apr-21, 01-Jul-21 and 25-Nov-21 bills closed at 0.17% (-0.06%), 0.46% (0.08%), and 0.93% (0.25%) respectively.

FGN Bond Market:

In the bond market, the average market yield increased by an average of 128bps as it closed at 5.11% as against 4.95% of the previous session. The result for the 14-Nov-2021, 27-Apr-2023, 23-Mar-2025, 17-Mar-2027, 20-Nov-2029, 18-Mar-2036 and 26-Apr-2049 bonds traded are 1.53% (0.15%), 3.50% (-0.04%), 5.42% (-0.02%), 6.42% (-0.08%), 7.12% (0.00%), 7.80% (0.00%) and 8.65% (1.27%) respectively.

Foreign Exchange Market:

At the FX Market (CBN Official Window), Naira remains unchanged, closing at ₦379.00/\$ today compared to the ₦379.00/\$ it traded in the previous trading session. On Investors and Exporters Window, Naira appreciated by 17 kobo against dollar as it closed at ₦393.33/\$ today (vs. ₦393.50/\$ it closed in the previous trading session).

Money Market:

In the Money Market today, the REPO rate decreased by an average of 325bps to ease liquidity. At the end of the trading session, the call, 1M, 2M, 3M rate closed at 1.00% (-5.00%), 1.00% (-3.00%), 3.00% (-3.00%) and 6.00% (-2.00%) respectively. However, Open-Buy-Back (OBB) and Overnight (O/N) rate decreased by an average of 579 bps, closing at 2.50% and 3.25% respectively.

EXCHANGES				
AFRICA	12-Jan-21	VALUE Δ	11-Jan-21	% CHANGE
NSE	40,295.95	145.17	40,150.78	0.36%
BOTSWANA	1,334.14	0.00	1,334.14	0.00%
GHANA SE	1,955.78	0.00	1,955.78	0.00%
JSE	63,586.56	-173.37	63,759.93	-0.27%
RWANDA SI	148.11	-0.04	148.15	-0.03%
UGANDA SE	1,322.96	-0.04	1,323.00	0.00%
GLOBAL		VALUE Δ		% CHANGE
DOW JONES	31008.69	-89.28	31097.97	-0.29%
FTSE 100	6754.67	-43.81	6798.48	-0.64%
DAX	13922.96	-13.70	13936.66	-0.10%
NIKKEI 225	28164.34	25.31	28139.03	0.09%
S&P 500	3799.61	-25.07	3824.68	-0.66%

Source: Bloomberg / PAC Research as at 16.00 GMT

CURRENCY			
MAJOR CURRENCIES			
	CURRENCY/₦		CURRENCY/\$
USD	PX_LAST	CFA FRANC	109.62
EUR	276.86	S.A RAND	386.25
GBP	0.39	GHANA CEDI	21.26
JPY	525.12	KENYAN SHILLING	15.44
AUD	302.60	RWANDA FRANC	8.86
ZAR	0.71	EGYPTIAN POUND	5.86
Source: Bloomberg / PAC Research			
ECONOMIC INDICATORS			
	12-Jan-21		
MONETARY POLICY RATE (MPR)	11.5%		
LIQUIDITY RATIO(LR)	30.00%		
CASH RESERVE RATIO(CRR) Private(Public)	27.50%		
INFLATION RATE (November 2020)	14.89%		
GDP GROWTH RATE (Q3'20)	-3.62%		

COMMODITIES			
ENERGY	TODAY'S PRICE	VALUE Δ	PREVIOUS PRICE
BRENT CRUDE	52.81	0.55	52.26
WTI CRUDE	LAST_PRICE	CHG_NET_1D	#VALUE!
GASOLINE	56.37	0.71	55.66
NATURAL GAS	459.00	13.25	445.75
METALS		VALUE Δ	
GOLD	2.86	0.12	2.75
SILVER	1845.40	1.78	1843.62
PLATINIUM	25.21	0.30	24.91
PALLADIUM	1054.29	18.56	1035.73
ALUMINIUM	2372.33	1.62	2370.71
COPPER	A Real Time	-12.00	#VALUE!
AGRICULTURE		VALUE Δ	
CORN	A Real Time	-267.00	#VALUE!
WHEAT	493.75	1.50	492.25
SOYBEANS	647.00	12.25	634.75
SUGAR	121.15	-0.40	121.55
COTTON	15.77	0.10	15.67
COCOA	42.23	-0.39	42.62

BALANCED FUND

Investment takes different forms. In investing you need to consider a few basic things;

- a) What opportunities exist in the market
- b) How much capital to commit into investment.
- c) Transaction cost
- d) Skill and time to monitor the investment
- e) How to exit the investment

Many people often ask the question why a particular stock made more than 390% last year, and think 'if I had put my money in there my investment would have quadrupled'. While that is true, have you considered investing in some stock that delivers a negative return of about 65%? - That could be catastrophic. You wouldn't know on face value what stock would likely do well at the end of the day. This is why diversification is essential, so that as your portfolio risk is spread out.

It does not require a huge amount to build a well-diversified portfolio. One can benefit from portfolio diversification, professional management, competitive returns and broad investment opportunities simply by investing in a vehicle such as a Mutual Fund. Buying into a fund provides great benefit to investors with limited knowledge, time or money, while expanding the opportunities available to the investor.

A Balanced Fund is a type of collective investment scheme that invests in multiple asset classes giving you an opportunity to benefit from a broader range of investment securities. Let me introduce PACAM Balanced Fund sponsored by the PAC Asset Management LTD.

The PACAM Fund is an Open-ended Balanced Fund that will be invested in a mix of instruments across four asset classes and target locations are as follow ; Equity (up to 40%), Bonds (up to 15%), Money Market (up to 15%) and Real Estate (up to 30%.) The Fund seeks to achieve an efficient balance between capital appreciation and income for investors with modest risk appetite.

Unit Of Sale: Minimum of 50,000 units and multiples of 10,000 units thereafter.

Offer Price: N1:00 per unit

How to subscribe:

Visit www.pacassetmanagement.com/mutualfunds download the application form, complete it and make payment at any branch of Access or Unity Bank to the following account numbers

Access Bank: 0694495528

Unity Bank: 0024075950

Please scan completed application form and payment evidence to info@pacassetmanagement.com

Redemption: You can redeem your money within 5 working days after the relevant documents have been submitted to the fund manager, but any redemption within 90 days from the date you subscribed for units will attract a fee in an amount equal to 10% of the positive total return of the units being redeemed on the day of redemption.

Reinvestment Option: Investors may either elect to receive dividend payments or, reinvestment of such dividends.

Dividend Payment: Dividend as declared, shall be distributed electronically within 7 working days after SEC approval of the funds financial results.

EARNINGS UPDATES

GUARANTY TRUST BANK PLC (INTERIM DIVIDEND)

Proposed Final Dividend: 30 Kobo per 50 kobo share

Proposed Bonus: NA

Closure Date: 4th - 16th September, 2020

Qualification Date: 15th September, 2020

AGM Date: NIL

Payment Date: 21st September, 2020

ZENITH BANK PLC (INTERIM DIVIDEND)

Proposed Final Dividend: 30 kobo per 50 kobo share

Proposed Bonus: NA

Closure Date: 17th September, 2020

Qualification Date: 16th September, 2020

AGM Date: NIL

Payment Date: 22nd September, 2020

UNITED BANK FOR AFRICA PLC (INTERIM DIVIDEND)

Proposed Final Dividend: 17 kobo per 50 kobo share

Proposed Bonus: NA

Closure Date: 16th September, 2020

Qualification Date: 15th September, 2020

AGM Date: NIL

Payment Date: 23rd September, 2020

ACCESS BANK PLC (INTERIM DIVIDEND)

Proposed Final Dividend: 16 Kobo per share

Proposed Bonus: NA

Closure Date: 18th September, 2020

Qualification Date: 17th September, 2020

AGM Date: NIL

Payment Date: 18th September, 2020

For further enquiries, please call **Charles Okonkwo (PAC Securities) on +2348036824312**

Dele Ige (PAC Asset Management) on +2348029591495

Sope Agbebi (PAC Asset Management) on +2348130213743

Disclaimer

The information, opinions and recommendations contained herein are and must be construed solely as statements of opinion and not statements of fact. No warranty, express or implied, as to the accuracy, timeliness, completeness, merchantability or fitness for any particular purpose of any such recommendation or information is given or made by **PanAfrican Capital** in any form or manner whatsoever. Each recommendation or opinion must be weighed solely as one factor in any investment or other decision made by or on behalf of any user of the information contained herein and such user must accordingly make its own study and evaluation of each strategy / security that it may consider purchasing, holding or selling and should appoint its own investment or financial or other advisors to assist the user in reaching any decision. **PanAfrican Capital** will accept no responsibility of any nature in respect of any statement, opinion, recommendation or information contained in this document.