

**STOCK MARKET REVERSES LOSING STREAK AS NSE ASI INCHES UP BY 0.03%.**

Equities market closed the day's trading session in green zone as the NSE All Share Index and Market Capitalisation appreciated by 0.03% to close at 40,164.86 and ₦21.01 trillion respectively. The Year-to-Date (YtD) and the Quarter-to-Date (QtD) returns stand at -0.26% and -0.26%, while the Month-to-Date (MtD) and Week-to-Date returns stand at -5.30% and -0.05% respectively.

**NSE Sector Indices:** Of all the Industries on the NSE within our coverage, 2 sectors advanced in points, 2 sectors declined while others remained flat. The NSE sector indices that advanced in points were NSE BANKING (+1.68%) and NSE 30 (+0.02%), while the sectors that declined in points were NSE INSURANCE (-0.92%) and NSE CONSUMER GOODS (-1.61%). Others remained unchanged.

The market breadth (gainers/losers) of 0.67x for the day indicates that the number of sellers outpaced the number of buyers in the market today. At the end of the day's trading, 18 stocks advanced as 25 stocks declined; AIICO (+7.14%), LIVESTOCK (+7.14%) and FLOURMILL (+6.16%) led the gainers chart while SUNUASSUR (-9.88%), LASACO (-9.87%) and AFRIPRUD (-9.85%) led the losers chart for the day.

The day's trading activities by volume was led by FBNH (64.59million), ZENITHBANK (52.67million) and TRANSCORP (41.99million) while the activity by value was led by ZENITHBANK (₦1.34billion), GUARANTY (₦0.51billion) and FBNH (₦0.47billion).

**Outlook:** Stock market reversed losing streak as NSE ASI inched up by 0.03%. The recent selloffs in the equities market have been attributed to the marginal rise in yields in the fixed income space. Notwithstanding, this is very likely to create entry opportunities for investors. However, optimism persists that the bull run will be retained in the market. We therefore advise our clients not to engage in panic selling as we expect equity market to maintain positive growth due to the expectation of dividend payment in the year.

**TOP GAINERS**

	Stock	Previous Close	Today's Close	Change (₦)	%Change
1	AIICO	1.12	1.20	0.08 ↑	7.14
2	LIVESTOCK	2.10	2.25	0.15 ↑	7.14
3	FLOURMILL	29.20	31.00	1.80 ↑	6.16
4	ZENITHBANK	24.80	26.00	1.20 ↑	4.84
5	CUTIX	2.15	2.25	0.10 ↑	4.65
6	CHAMS	0.22	0.23	0.01 ↑	4.55
7	GUINNESS	22.10	23.00	0.90 ↑	4.07
8	SOVRENINS	0.26	0.27	0.01 ↑	3.85
9	WAPIC	0.56	0.58	0.02 ↑	3.57
10	UCAP	6.00	6.21	0.21 ↑	3.50

**TOP LOSERS**

	Stock	Previous Close	Today's Close	Change (₦)	%Change
1	SUNUASSUR	0.81	0.73	-0.08 ↓	-9.88
2	LASACO	1.52	1.37	-0.15 ↓	-9.87
3	AFRIPRUD	6.60	5.95	-0.65 ↓	-9.85
4	ABCTRANS	0.35	0.32	-0.03 ↓	-8.57
5	UPL	1.29	1.18	-0.11 ↓	-8.53
6	NB	59.00	54.00	-5.00 ↓	-8.47
7	CORNERST	0.69	0.64	-0.05 ↓	-7.25
8	JAPAUFGOLD	0.70	0.65	-0.05 ↓	-7.14
9	HONYFLOUR	1.34	1.25	-0.09 ↓	-6.72
10	VERITASKAP	0.21	0.20	-0.01 ↓	-4.76

NSE MARKET DAILY STATISTICS				
	Today	Previous		% Change
NSE All Share Index (NSEASI)	40,164.86	40,154.09	↑	0.03%
Market Cap. (₦ 'trn)	21.01	21.01	↑	0.03%
Transaction Volume (million)	337.96	289.34	↑	16.80%
Market Turnover (₦ 'million)	3,845.10	3,573.97	↑	7.59%
Number of Deals	5,232	4,953	↑	5.63%

Source: Nigerian Stock Exchange (NSE) / PAC Research

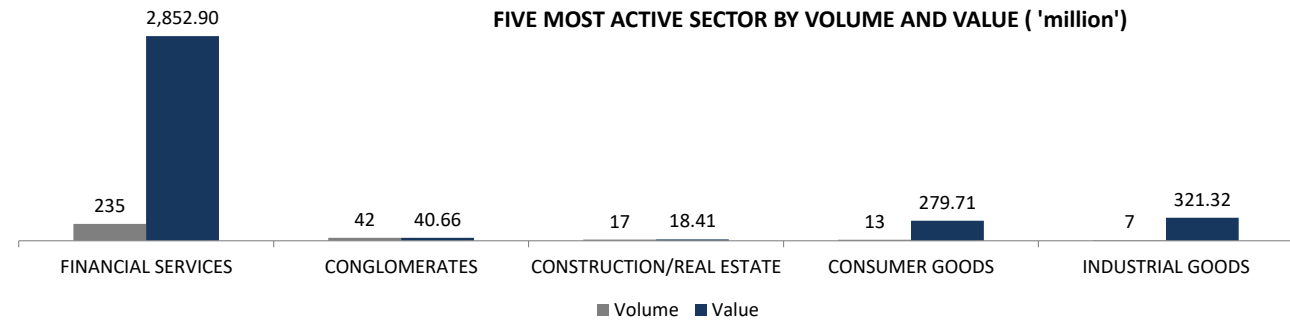
NSE SECTOR INDICES					
	Today	Previous	% Change		YtD(%)
NSE 30	1,611.43	1,611.18	↑	0.02%	-1.75%
NSE Banking 10	387.26	380.87	↑	1.68%	-1.47%
NSE Oil&Gas 5	263.05	263.05	→	0.00%	16.29%
NSE Insurance 10	210.35	212.31	↓	-0.92%	11.00%
NSE Consumer Goods 10	572.50	581.85	↓	-1.61%	-0.15%
NSE Premium Index	-	3,428.83	↓	-100.00%	-100.00%

Source: Nigerian Stock Exchange (NSE) / PAC Research

TOP 10 LOSERS YEAR TO DATE			TOP 10 GAINERS YEAR TO DATE		
1	SUNUASSUR	-27.00%	1	LASACO	291.43%
2	FTNCOCOA	-24.24%	2	CHAMPION	245.35%
3	DEAPCAP	-20.00%	3	NCR	75.00%
4	DAARCOMM	-16.67%	4	LIVESTOCK	61.87%
5	OANDO	-16.22%	5	MCNICHOLS	56.86%
6	ABCTRANS	-15.79%	6	MBENEFIT	48.15%
7	NEIMETH	-15.25%	7	WAPIC	45.00%
8	STERLNBANK	-13.24%	8	BOCGAS	42.22%
9	ROYALEX	-11.54%	9	SOVRENINS	35.00%
10	DANGCEM	-10.17%	10	ARDOVA	33.21%

COMPANY	TURNOVER (₦'B)	CURRENT PAT (₦'B)	PREVIOUS PAT (₦'B)	PERIOD
DANGOTE CEMENT PLC	761.44	208.69	154.35	Q3 2020
FIDELITY BANK PLC	49.28	9.10	10.56	Q3 2020
JAIZ BANK PLC	13.65	1.85	1.25	Q3 2020
NIGERIAN BREWERIES PLC	234.04	6.94	12.28	Q3 2020
BUA CEMENT PLC	156.55	53.57	43.25	Q3 2020

Source: Nigerian Stock Exchange (NSE) / PAC Research

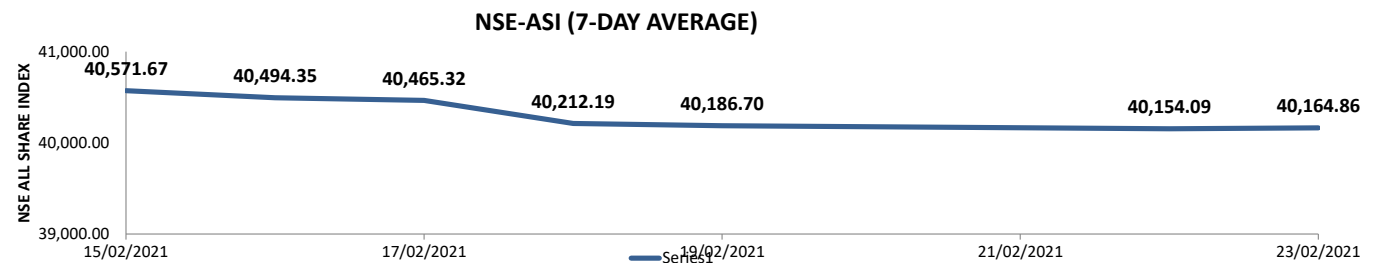
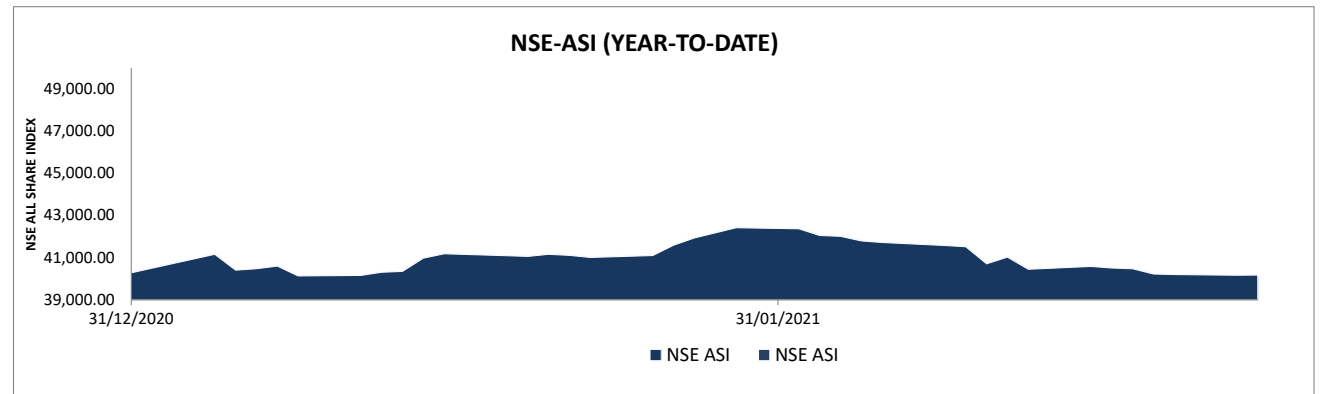


### NSE RETURN HISTORY

Day Change	↑	0.03%
Week-to-Date	↓	-0.05%
Month-to-Date	↓	-5.30%
Quarter-to-Date	↓	-0.26%
Year-to-Date	↓	-0.26%

TOP TRADED STOCKS BY VOLUME		TOP TRADED STOCKS BY VALUE	
STOCK	VOLUME (UNITS)	STOCK	VALUE (₦)
FBNH	64,588,247	ZENITHBANK	1,341,206,505.80
ZENITHBANK	52,673,009	GUARANTY	507,989,705.80
TRANSCORP	41,987,880	FBNH	471,801,052.30
UCAP	20,968,270	MTNN	280,024,833.70
UBA	18,146,830	DANGCEM	217,218,135.40

Source: Nigerian Stock Exchange (NSE) / PAC Research



## FIXED INCOME REPORT AS AT FEBRUARY 22, 2021

### Treasury Bills Market:

In the treasury bills markets, the average yield decreased by 17bps as it closed at 1.42% today (vs. 1.59% average market yield of last trading session). At the end of the trading session today, the 13-May-21, 29-Jul-21 and 27-Jan-22 bills closed at 0.76% (0.00%), 1.43% (-0.51%), and 2.07% (0.00%) respectively.

### FGN Bond Market:

In the bond market, the average market yield increased by an average of 25bps as it closed at 8.71% as against 8.68% of the previous session. The result for the 27-Apr-2023, 14-Mar-2024, 22-Jan-2026, 23-Feb-2028, 23-Jul-2030, 24-Jul-2045 and 27-Mar-1950 bonds traded are 7.40% (0.00%), 7.93% (-0.01%), 9.60% (0.00%), 10.45% (0.00%), 10.79% (0.00%), 11.71% (0.00%) and 11.39% (0.26%) respectively.

### Foreign Exchange Market:

At the FX Market (CBN Official Window), Naira remains unchanged, closing at ₦379.00/\$ today compared to the ₦379.00/\$ it traded in the previous trading session. On Investors and Exporters Window, Naira remains unchanged as it closed at ₦410.00/\$ today (vs. ₦410.00/\$ it closed in the previous trading session).

### Money Market:

In the Money Market today, the REPO rate decreased by an average of 413bps to ease liquidity. At the end of the trading session, the call, 1M, 2M, 3M rate closed at 13.00% (-5.00%), 15.00% (-3.00%), 15.00% (-6.00%) and 18.50% (-2.50%) respectively. However, Open-Buy-Back (OBB) and Overnight (O/N) rate decreased by an average of 513 bps, closing at 15.00% and 15.25% respectively.

EXCHANGES				
AFRICA	23-Feb-21	VALUE Δ	22-Feb-21	% CHANGE
NSE	40,164.86	10.77	40,154.09	0.03%
BOTSWANA	1,300.01	0.00	1,300.01	0.00%
GHANA SE	2,081.23	2.05	2,079.19	0.10%
JSE	66,060.33	897.64	65,162.69	1.38%
RWANDA SI	148.21	0.06	148.15	0.04%
UGANDA SE	1,353.08	0.06	1,353.02	0.00%
GLOBAL		VALUE Δ		% CHANGE
DOW JONES	31375.83	-9.93	31385.76	-0.03%
FTSE 100	6546.79	15.23	6531.56	0.23%
DAX	14027.15	15.35	14011.80	0.11%
NIKKEI 225	29562.93	57.00	29505.93	0.19%
S&P 500	3911.23	-4.36	3915.59	-0.11%

Source: Bloomberg / PAC Research as at 16.00 GMT

CURRENCY			
MAJOR CURRENCIES			
	CURRENCY/₦		CURRENCY/\$
USD	PX_LAST	CFA FRANC	109.48
EUR	280.52	S.A RAND	388.38
GBP	0.40	GHANA CEDI	21.55
JPY	537.78	KENYAN SHILLING	14.68
AUD	305.98	RWANDA FRANC	8.93
ZAR	0.72	EGYPTIAN POUND	5.81

Source: Bloomberg / PAC Research

ECONOMIC INDICATORS	
	23-Feb-21
MONETARY POLICY RATE (MPR)	11.5%
LIQUIDITY RATIO(LR)	30.00%
CASH RESERVE RATIO(CRR) Private(Public)	27.50%
INFLATION RATE (January 2021)	16.47%
GDP GROWTH RATE (Q4'20)	0.11%

COMMODITIES			
ENERGY	TODAY'S PRICE	VALUE Δ	PREVIOUS PRICE
BRENT CRUDE	58.62	0.27	58.35
WTI CRUDE	LAST_PRICE	CHG_NET_1D	#VALUE!
GASOLINE	61.43	0.35	61.08
NATURAL GAS	500.50	4.25	496.25
METALS		VALUE Δ	
GOLD	2.86	0.04	2.82
SILVER	1851.13	13.20	1837.93
PLATINIUM	27.41	0.17	27.24
PALLADIUM	1247.88	67.55	1180.33
ALUMINIUM	2378.70	50.14	2328.56
COPPER	A Real Time	26.00	#VALUE!
AGRICULTURE		VALUE Δ	
CORN	A Real Time	110.50	#VALUE!
WHEAT	544.00	-10.25	554.25
SOYBEANS	639.75	-9.75	649.50
SUGAR	123.35	-1.65	125.00
COTTON	15.74	-0.03	15.77
COCOA	45.61	-0.17	45.78

## BALANCED FUND

**Investment takes different forms. In investing you need to consider a few basic things;**

- a) What opportunities exist in the market
- b) How much capital to commit into investment.
- c) Transaction cost
- d) Skill and time to monitor the investment
- e) How to exit the investment

Many people often ask the question why a particular stock made more than 390% last year, and think 'if I had put my money in there my investment would have quadrupled'. While that is true, have you considered investing in some stock that delivers a negative return of about 65%? - That could be catastrophic. You wouldn't know on face value what stock would likely do well at the end of the day. This is why diversification is essential, so that as your portfolio risk is spread out.

It does not require a huge amount to build a well-diversified portfolio. One can benefit from portfolio diversification, professional management, competitive returns and broad investment opportunities simply by investing in a vehicle such as a Mutual Fund. Buying into a fund provides great benefit to investors with limited knowledge, time or money, while expanding the opportunities available to the investor.

A Balanced Fund is a type of collective investment scheme that invests in multiple asset classes giving you an opportunity to benefit from a broader range of investment securities. Let me introduce PACAM Balanced Fund sponsored by the PAC Asset Management LTD.

The PACAM Fund is an Open-ended Balanced Fund that will be invested in a mix of instruments across four asset classes and target locations are as follow ; Equity (up to 40%), Bonds (up to 15%), Money Market (up to 15%) and Real Estate (up to 30%.) The Fund seeks to achieve an efficient balance between capital appreciation and income for investors with modest risk appetite.

**Unit Of Sale:** Minimum of 50,000 units and multiples of 10,000 units thereafter.

**Offer Price:** N1:00 per unit

### **How to subscribe:**

Visit [www.pacassetmanagement.com/mutualfunds](http://www.pacassetmanagement.com/mutualfunds) download the application form, complete it and make payment at any branch of Access or Unity Bank to the following account numbers

**Access Bank: 0694495528**

**Unity Bank: 0024075950**

Please scan completed application form and payment evidence to [info@pacassetmanagement.com](mailto:info@pacassetmanagement.com)

**Redemption:** You can redeem your money within 5 working days after the relevant documents have been submitted to the fund manager, but any redemption within 90 days from the date you subscribed for units will attract a fee in an amount equal to 10% of the positive total return of the units being redeemed on the day of redemption.

**Reinvestment Option:** Investors may either elect to receive dividend payments or, reinvestment of such dividends.

**Dividend Payment:** Dividend as declared, shall be distributed electronically within 7 working days after SEC approval of the funds financial results.

## EARNINGS UPDATES

### **GUARANTY TRUST BANK PLC (INTERIM DIVIDEND)**

**Proposed Final Dividend:** 30 Kobo per 50 kobo share

**Proposed Bonus:** NA

**Closure Date:** 4th - 16th September, 2020

**Qualification Date:** 15th September, 2020

**AGM Date:** NIL

**Payment Date:** 21st September, 2020

**AGM Venue:** NIL

### **ZENITH BANK PLC (INTERIM DIVIDEND)**

**Proposed Final Dividend:** N2.70 kobo per 50 kobo share

**Proposed Bonus:** NA

**Closure Date:** 9th March, 2021

**Qualification Date:** 8th March, 2021

**AGM Date:** 16th March, 2020

**Payment Date:** 16th March, 2020

**AGM Venue:** Civic Center, Ozumba Mbadiwe Street, Visctoria

### **UNITED BANK FOR AFRICA PLC (INTERIM DIVIDEND)**

**Proposed Final Dividend:** 17 kobo per 50 kobo share

**Proposed Bonus:** NA

**Closure Date:** 16th September, 2020

**Qualification Date:** 15th September, 2020

**AGM Date:** NIL

**Payment Date:** 23rd September, 2020

### **NIGERIAN BREWERIES PLC (INTERIM DIVIDEND)**

**Proposed Final Dividend:** 69 Kobo per 50 kobo share

**Proposed Bonus:** NA

**Closure Date:** 11th of March 2021 to 17th of March 2021

**Qualification Date:** 10th of March, 2021

**AGM Date:** 22nd of April, 2021 at 10am

**Payment Date:** 23rd of April, 2021

**AGM Venue:** The Shell Nigeria Hall, Muson Centre, 8/9 Marina,

For further enquiries, please call **Charles Okonkwo (PAC Securities) on +2348036824312**  
**Dele Ige (PAC Asset Management) on +2348029591495**  
**Sope Agbebi (PAC Asset Management) on +2348130213743**

#### **Disclaimer**

The information, opinions and recommendations contained herein are and must be construed solely as statements of opinion and not statements of fact. No warranty, express or implied, as to the accuracy, timeliness, completeness, merchantability or fitness for any particular purpose of any such recommendation or information is given or made by **PanAfrican Capital** in any form or manner whatsoever. Each recommendation or opinion must be weighed solely as one factor in any investment or other decision made by or on behalf of any user of the information contained herein and such user must accordingly make its own study and evaluation of each strategy / security that it may consider purchasing, holding or selling and should appoint its own investment or financial or other advisors to assist the user in reaching any decision. **PanAfrican Capital** will accept no responsibility of any nature in respect of any statement, opinion, recommendation or information contained in this document.