

**ETERNA, MRS, JAPAUFGOLD TOP LOSERS CHART AS NGX ALL-SHARE INDEX DEPRECIATES marginally BY 0.01%**

Equities market closed the day's trading session in red zone as the NGX All Share Index and Market Capitalisation depreciated by 0.01% to close at 42,388.57 and ₦22.13 trillion respectively. The Year-to-Date (YtD) and the Quarter-to-Date (QtD) returns stand at 5.26% and 5.39%, while the Month-to-Date (MtD) and Week-to-Date returns stand at -1.99% and 0.08% respectively

**NGX Sector Indices:** Of all the Industries on the NGX within our coverage, 2 sectors advanced in points while 4 sectors declined others remained flat. The NGX sector indices that advanced in points were NGX INSURANCE (+1.17%) and NGX CONSUMER GOODS (+0.05%) while the sectors that declined in points were NGX 30 (-0.03%), NGX PREMIUM (-0.07%), NGX BANKING (-0.43%) and NGX OIL & GAS (-0.45%).

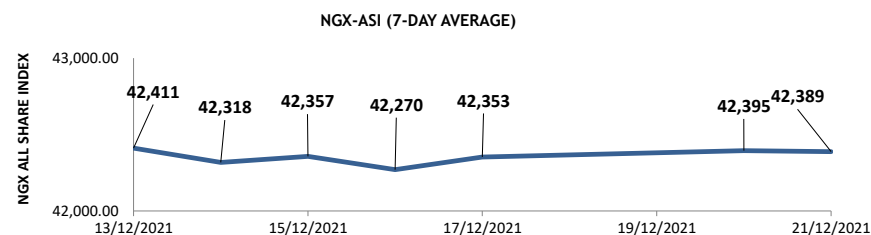
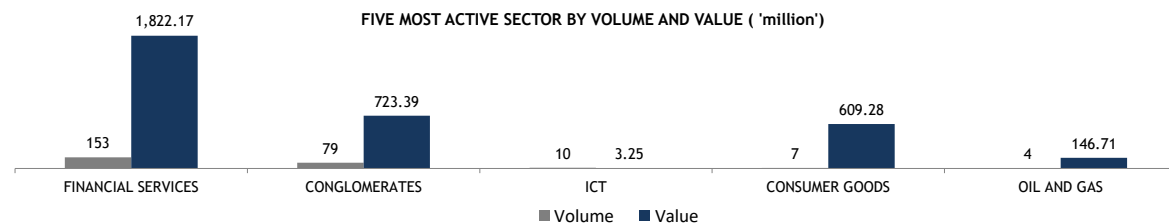
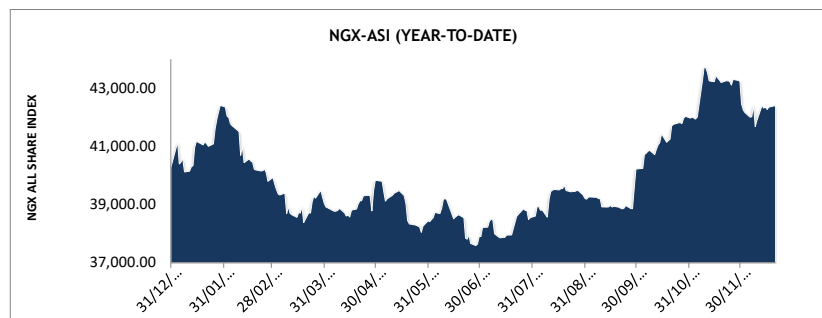
The market breadth (gainers/losers) of 1.40x for the day indicates that the number of buyers outpaced the number of sellers in the market today. At the end of the day's trading, 21 stocks advanced as 15 stocks declined; MEYER (+9.52%), CHIPLC (+9.26%) and CAP (+6.87%) led the gainers chart while ETERNA (-9.91%), MRS (-9.85%) and JAPAUFGOLD (-7.69%) led the losers chart for the day

The day's trading activities by volume was led by UACN (75.88million), FBNH (68.56million) and UBA (16.72million) while the activity by value was led by FBNH (₦0.84billion), UACN (₦0.72billion) and NESTLE (₦0.53billion).

**OUTLOOK:** ETERNA, MRS, JAPAUFGOLD and 12 others lost as NGX ASI depreciated marginally by 0.01%. We expect that investors may trade with caution in the coming days as Volatility may persist due to the festive season.

NGX MARKET DAILY STATISTICS	Today	Previous	% Change
NGX All Share Index (NGXASI)	42,388.57	42,394.71	↓ -0.01%
Market Cap. (₦ 'trn)	22.13	22.13	↓ -0.01%
Transaction Volume (million)	275.93	142.17	↑ 94.08%
Market Turnover (₦ 'million)	3,935.10	2,485.97	↑ 58.29%
Number of Deals	3,489	3,749	↓ -6.94%

Source: Nigerian Stock Exchange (NGX) / PAC Research



**TOP GAINERS**

	Stock	Previous Price	Current Price	Change (₦)	%Change
1	MEYER	0.42	0.46	0.04	9.52
2	CHIPLC	0.54	0.59	0.05	9.26
3	CAP	18.20	19.45	1.25	6.87
4	ACADEMY	0.47	0.50	0.03	6.38
5	LASACO	1.04	1.10	0.06	5.77
6	SOVRENINS	0.24	0.25	0.01	4.17
7	CHAMPION	2.35	2.44	0.09	3.83
8	MBENEFIT	0.28	0.29	0.01	3.57
9	NGXGROUP	18.25	18.80	0.55	3.01
10	COURTVILLE	0.37	0.38	0.01	2.70

**TOP LOSERS**

	Stock	Previous Price	Current Price	Change (₦)	%Change
1	ETERNA	5.55	5.00	-0.55	-9.91
2	MRS	13.70	12.35	-1.35	-9.85
3	JAPAULGOLD	0.39	0.36	-0.03	-7.69
4	LEARNAFRCA	1.26	1.17	-0.09	-7.14
5	FTNCOCOA	0.42	0.40	-0.02	-4.76
6	CHAMS	0.21	0.20	-0.01	-4.76
7	UNITYBNK	0.47	0.45	-0.02	-4.26
8	GLAXOSMITH	6.20	6.00	-0.20	-3.23
9	REGALINS	0.44	0.43	-0.01	-2.27
10	NEIMETH	1.79	1.75	-0.04	-2.23

NGX SECTOR INDICES	Today	Previous	% Change	YtD(%)
NGX 30	1,706.50	1,707.03	-0.03%	4.05%
NGX Banking 10	394.84	396.54	-0.43%	0.46%
NGX Oil&Gas 5	347.63	349.20	-0.45%	53.68%
NGX Insurance 10	192.24	190.01	1.17%	1.45%
NGX Consumer Goods 10	550.86	550.57	0.05%	-3.92%
NGX Premium Index	4,079.32	4,082.26	-0.07%	17.53%

Source: Nigerian Stock Exchange (NGX) / PAC Research

TOP 10 LOSERS YEAR TO DATE			TOP 10 GAINERS YEAR TO DATE		
1	SCOA	-64.51%	1	MORISON	285.71%
2	CWG	-55.91%	2	HONYFLOUR	191.67%
3	SUNUASSUR	-55.00%	3	ROYALEX	188.46%
4	MANSARD	-46.90%	4	CHAMPION	183.72%
5	JAPAULGOLD	-41.94%	5	VITAFOAM	176.28%
6	JULI	-39.74%	6	UPL	129.69%
7	FTNCOCOA	-39.39%	7	UCAP	112.31%
8	AIICO	-38.94%	8	GUINNESS	105.26%
9	VANLEER	-33.54%	9	REGALINS	95.45%
10	DAARCOMM	-33.33%	10	CHIPLC	84.38%

**NGX RETURN HISTORY**

Day Change	↓	-0.01%
Week-to-Date	↑	0.08%
Month-to-Date	↓	-1.99%
Quarter-to-Date	↑	5.39%
Year-to-Date	↑	5.26%

**TOP TRADED STOCKS BY VOLUME**

STOCK	VOLUME (UNITS)
UACN	75,879,546
FBNH	68,558,939
UBA	16,723,251
STANBIC	13,315,706
COURTVILLE	7,099,816

**TOP TRADED STOCKS BY VALUE**

STOCK	VALUE (₦)
FBNH	836,405,903.75
UACN	720,790,832.20
NESTLE	528,499,922.30
STANBIC	478,720,083.85
MTNN	314,923,485.20

Source: Nigerian Stock Exchange (NGX) / PAC Research

## FIXED INCOME REPORT

### Treasury Bills Market:

In the treasury bills markets, the average yield increased by 1bps as it closed at 4.39% today (vs. 4.39% average market yield of last trading session). At the end of the trading session today, the 90 Days, 180 Days and 360 Days bills closed at 3.44% ( 0.11%), 4.31% (-0.03%), and 5.43% (-0.06%) respectively.

### FGN Bond Market:

In the bond market, the average market yield decreased by an average of 1bps as it closed at 11.17% as against 11.17% of the previous session. The result for the 27-Apr-2023, 14-Mar-2024, 22-Jan-2026, 23-Feb-2028, 23-Jul-2030, 24-Jul-2045 and 27-Mar-2050 bonds traded are 7.56% (-0.01%), 9.24% (-0.01%), 11.27% (0.00%), 12.43% (0.00%), 12.59% (0.00%), 12.00% (0.00%) and 13.11% (0.01%) respectively.

### FX and Money Market:

At the Foreign Exchange market, Naira appreciated by 23 kobo against dollar as it closed at ₦414.32/\$ today (vs. ₦414.55/\$ it closed in the previous trading session). The Open-Buy-Back (OBB) and Overnight (O/N) rate decreased by an average of 250 bps, closing at 9.50% and 10.00% respectively.

EXCHANGES				
AFRICA	21-Dec-21	VALUE Δ	20-Dec-21	% CHANGE
NGX	42,388.57	-6.14	42,394.71	-0.01%
BOTSWANA GAB	7,003.55	-1.93	7,005.48	-0.03%
GHANA SE	2,825.51	6.62	2,818.89	0.23%
JSE	71,119.36	1,031.73	70,087.63	1.47%
RWANDA SE	145.10	0.00	145.10	0.00%
UGANDA SE	1,395.67	0.00	1,395.67	0.00%
GLOBAL		VALUE Δ		% CHANGE
DOW JONES	35,228.20	296.04	34,932.16	0.85%
FTSE 100	7,290.30	92.27	7,198.03	1.28%
DAX	15,447.60	207.93	15,239.67	1.36%
NIKKEI 225	28,517.59	579.78	27,937.81	2.08%
S&P 500	4,603.96	35.94	4,568.02	0.79%

Source: Bloomberg / PAC Research as at 17.00 WAT

SOURCE: BLOOMBERG/PAC RESEARCH

CURRENCY			
MAJOR CURRENCIES			
	CURRENCY/₦		CURRENCY/\$
USD	414.32	CFA FRANC	581.69
EUR	467.17	S.A RAND	15.85
GBP	548.73	GHANA CEDI	6.19
JPY	3.64	KENYAN SHILLING	113.07
AUD	295.62	RWANDA FRANC	1007.20
ZAR	26.12	EGYPTIAN POUND	15.71

Source: Bloomberg / PAC Research

ECONOMIC INDICATORS	
	21-Dec-21
MONETARY POLICY RATE (MPR)	11.5%
LIQUIDITY RATIO(LR)	30.00%
CASH RESERVE RATIO(CRR)	27.50%
INFLATION RATE (NOV, 2021)	15.40%
GDP GROWTH RATE (Q3'21)	4.03%

COMMODITIES			
ENERGY	TODAY'S PRICE	VALUE Δ	PREVIOUS PRICE
BRENT CRUDE	73.05	1.55	71.50
WTI CRUDE	70.31	1.71	68.60
GASOLINE	212.90	3.90	209.00
NATURAL GAS	3.87	0.03	3.83
METALS		VALUE Δ	
GOLD	1,791.34	0.35	1,790.99
SILVER	22.50	0.23	22.27
PLATINIUM	935.24	-0.37	935.61
PALLADIUM	1,801.44	46.55	1,754.89
AGRICULTURE		VALUE Δ	
CORN	594.50	3.50	591.00
WHEAT	785.75	8.25	777.50
SOYBEANS	1,310.75	15.75	1,295.00
SUGAR	18.70	0.11	18.59
COTTON	106.12	0.56	105.56
COCOA	2,452.00	29.00	2,423.00

\*WAT = West African Time

## **PACAM BALANCED FUND**

**Investment takes different forms. In investing you need to consider a few basic things;**

- a) What opportunities exist in the market
- b) How much capital to commit into investment.
- c) Transaction cost
- d) Skill and time to monitor the investment
- e) How to exit the investment

Many people often ask the question why a particular stock made more than 390% last year, and think 'if I had put my money in there my investment would have quadrupled'. While that is true, have you considered investing in some stock that delivers a negative return of about 65%? - That could be catastrophic. You wouldn't know on face value what stock would likely do well at the end of the day. This is why diversification is essential, so that as your portfolio risk is spread out.

It does not require a huge amount to build a well-diversified portfolio. One can benefit from portfolio diversification, professional management, competitive returns and broad investment opportunities simply by investing in a vehicle such as a Mutual Fund. Buying into a fund provides great benefit to investors with limited knowledge, time or money, while expanding the opportunities available to the investor.

A Balanced Fund is a type of collective investment scheme that invests in multiple asset classes giving you an opportunity to benefit from a broader range of investment securities. Let me introduce PACAM Balanced Fund sponsored by the PAC Asset Management LTD.

The PACAM Fund is an Open-ended Balanced Fund that will be invested in a mix of instruments across four asset classes and target locations are as follow ; Equity (up to 40%), Bonds (up to 15%), Money Market (up to 15%) and Real Estate (up to 30%.) The Fund seeks to achieve an efficient balance between capital appreciation and income for investors with modest risk appetite.

**Unit Of Sale:** Minimum of 50,000 units and multiples of 10,000 units thereafter.

**Offer Price:** N1:00 per unit

### **How to subscribe:**

Visit [www.pacassetmanagement.com/mutualfunds](http://www.pacassetmanagement.com/mutualfunds) download the application form, complete it and make payment at any branch of Access or Unity Bank to the following account numbers

**Access Bank: 0694495528**

**Unity Bank: 0024075950**

Please scan completed application form and payment evidence to [info@pacassetmanagement.com](mailto:info@pacassetmanagement.com)

**Redemption:** You can redeem your money within 5 working days after the relevant documents have been submitted to the fund manager, but any redemption within 90 days from the date you subscribed for units will attract a fee in an amount equal to 10% of the positive total return of the units being redeemed on the day of redemption.

**Reinvestment Option:** Investors may either elect to receive dividend payments or, reinvestment of such dividends.

**Dividend Payment:** Dividend as declared, shall be distributed electronically within 7 working days after SEC approval of the funds financial results. (To know more, please contact Dele on 01 271 8632).

## EARNINGS UPDATES

Access Bank Plc	(Interim Half Year Dividend) N0.30	Nil	17th September 2021	N/A	29th September 2021
Fidelity Bank Plc	N0.22	Nil	19th - 23rd April 2021	30th April 2021	30th April 2021
Total Nigeria Plc	N6.08	Nil	19th April 2021	17th June 2021	18th June 2021
Sterling Bank Plc	N0.05	Nil	19th - 23rd April 2021	6th May 2021	6th May 2021
FBN Holdings Plc	N0.45	Nil	21st -22nd April 2021	27th April 2021	28th April 2021
AXA Mansard Insurance Plc	N0.055	Nil	23rd April 2021	7th May 2021	7th May 2021
Infinity Trust Mortgage Bank Plc	N0.04	Nil	26th - 30th April 2021	20th May 2021	24th May 2021
GlaxoSmithkline Consumer Nigeria Plc	N0.40	Nil	26th April 2021	27th May 2021	28th May 2021
Caverton Offshore Support Group Plc	N0.10	Nil	28th April 2021	27th May 2021	27th May 2021
Dangote Cement Plc	N16.00	Nil	28th April 2021	26th May 2021	27th May 2021
11 Plc	N8.50	Nil	30th April - 4th May 2021	To be Announced	To be Announced
Eterna Plc	N0.10	Nil	3rd May 2021	12th August 2021	13th August 2021
Berger Paints Nigeria Plc	N0.40	Nil	3rd - 7th May 2021	20th May 2021	21st May 2021
Linkage Assurance Plc	N0.05	2 for 5	3rd May 2021	20th May 2021	26th May 2021
Lafarge Africa Plc	N1.00	Nil	11th November 2021	N/A	19th November 2021
Seplat Petroleum Dev. Company Plc	(2020 AFS) \$0.05	Nil	5th May 2021	20th May 2021	28th May 2021
MTN Nigeria Communications Plc	(Interim Div) N4.55	Nil	20th August 2021	N/A	27th August 2021
Courteville Business Solutions Plc	N0.03	Nil	6th May 2021	20th May 2021	20th May 2021
Okomu Oil Palm Plc	N7.00	Nil	14th May 2021	26th May 2021	26th May 2021
May and Baker Plc	N0.30	Nil	19th -21st May 2021	3rd June 2021	4th June 2021
Prestige Assurance Plc	N0.025	Nil	18th - 21st May 2021	26th May 2021	28th May 2021
Aluminium Extrusion Industries Plc	N0.085k	Nil	28th May 2021	To be Announced	To be Announced
Nestle Nigeria Plc	N25.00	Nil	22nd -26th November 2021	N/A	6th December 2021
Julius Berger Nigeria Plc	N0.40	1 for 99	31st May - 2nd June 2021	17th June 2021	18th June 2021
Chemical and Allied Products Plc	N2.10	Nil	3rd June 2021	17th June 2021	22nd June 2021
Skyway Aviation Handling Company Plc	N0.165	Nil	7th June 2021	22nd June 2021	22nd June 2021
Cadbury Nigeria Plc	N0.18	Nil	17th May 2021	16th June 2021	17th June 2021
NEM Insurance Plc	N0.09	Nil	7th - 11th June 2021	24th June 2021	24th June 2021
BOC Gases Nigeria Plc	N0.50	Nil	7th - 10th June 2021	24th June 2021	25th June 2021
Living Trust Mortgage Bank Plc	N0.01	Nil	54th -28th May 2021	10th June 2021	14th June 2021
Starbic IBTC ETF 30	N2.9kobo	Nil	6th August 2021	N/A	11th August, 2021
Jaiz Bank Plc	N0.03	Nil	11th -18th June 2021	23rd June 2021	23rd June 2021
Beta Glass Plc	N1.04	Nil	11th -18th June 2021	1st July 2021	2nd July 2021
UAC of Nigeria Plc	N1.20	Nil	15th -21st June 2021	1st July 2021	1st July 2021
McNichols Consolidated Plc	N0.03	Nil	1st July 2021	29th July 2021	5th August 2021
Presco Plc	N1.00	Nil	15th November 2021	N/A	19th November 2021
Fidson Healthcare Plc	N0.25	Nil	8th -14th July 2021	28th July 2021	29th July 2021
BUA Cement Plc	N2.067	Nil	21st -25th June 2021	8th July 2021	8th July 2021
Nigerian Aviation Handling Company Plc	N0.13	Nil	14th July 2021	30th July 2021	30th July 2021
Lotus Halal Fixed Income Fund	N20.00	Nil	14th April 2021	Not Applicable	15th April 2021
NASCON Allied Industries Plc	N0.40	Nil	23rd April 2021	28th May 2021	31st May 2021
NPF Microfinance Bank Plc	N0.20	Nil	7th -13th May, 2021	27th May 2021	27th May 2021
Seplat Petroleum Dev. Company Plc	(2021Q1) 2.5 cents	Nil	27th May 2021	Not Applicable	10th June 2021
Wema Bank Plc	N0.04	Nil	13th - 19th May 2021	25th May 2021	25th May 2021
C & I Leasing Plc	5 Kobo	Nil	14th - 16th June 2021	29th June, 2021	30th June, 2021
Airtel Africa Plc	US 2 Cents	Nil	11th November 2021	N/A	10th December 2021
Honeywell Flour Mill Plc	N0.07	Nil	6th September 2021	23rd September 2021	23rd September 2021
Honeywell Flour Mill Plc	N0.07	Nil	6th September 2021	23rd September 2021	23rd September 2021
Conoil Plc	N1.50	Nil	5th July 2021	12th November 2021	19th November 2021
Lasaco Assurance Plc	N0.10	Nil	6th August 2021	26th August 2021	30th August 2021
Smart Products Nigeria Plc	N0.10	Nil	19th - 26th July, 2021	19th August, 2021	25th August, 2021
Flour Mills of Nigeria Plc	N1.65	Nil	16th August 2021	8th September 2021	9th September 2021
Tripple Gee and Company Plc	N0.07	Nil	24th August 2021	9th September 2021	15th September 2021
University Press	N0.05	Nil	1st September 2021	23rd September 2021	23rd September 2021
Redstar Express Plc	N0.05	1 for 33	6th -10th September 2021	16th September 2021	23rd September 2021
Learn Africa Plc	N0.15	-	11th October 2021	21st October 2021	22nd October 2021
Cutix Plc	N0.15	1 for 1	15th November 2021	26th November 2021	29th November 2021
Seplat Energy Plc	US 2.5 cents	Nil	16th November2021	N/A	9th December 2021
Consolidated Hallmark Insurance Plc	(Interim Div) N0.02	Nil	16th -20th August 2021	N/A	2nd September 2021
Meyer Plc	(Interim Div) N1.50	Nil	16th - 20th August 2021	N/A	25th August 2021
Northern Nigeria Flour Mills Plc	(Interim Div) N0.15	Nil	25th August 2021	N/A	10th September 2021
Guinness Nigeria Plc	N0.46	Nil	29th September 2021	26th October 2021	27th October 2021
Greenwich Alpha ETF	N3.45	Nil	1st July 2021	N/A	8th October 2021
Nigerian Energy Sector Fund	N75.00	Nil	5th October, 2021	N/A	11th October, 2021
UPDC REIT	38 Kobo	Nil	8th - 12 October 2021	N/A	13th October, 2021
P Z Cussons Nigeria Plc	N0.25	Nil	10th January 2022	27th January 2022	28th January 2022
AIIICO Insurance Plc	Nil	12 for 9	24th - 29th November 2021	30th November 2021	N/A
Lotus Halal Equity Exchange Traded Fund	N0.37	Nil	3rd December 2021	N/A	9th December 2021

For further enquiries, please call **Charles Okonkwo (PAC Securities) on +2348036824312**  
**Dele Ige (PAC Asset Management) on +2348029591495**  
**Oluwole Adeyeye ( PAC Research) on +2347033472818**

### Disclaimer

The information, opinions and recommendations contained herein are and must be construed solely as statements of opinion and not statements of fact. No warranty, express or implied, as to the accuracy, timeliness, completeness, merchantability or fitness for any particular purpose of any such recommendation or information is given or made by PanAfrican Capital in any form or manner whatsoever. Each recommendation or opinion must be weighed solely as one factor in any investment or other decision made by or on behalf of any user of the information contained herein and such user must accordingly make its own study and evaluation of each strategy / security that it may consider purchasing, holding or selling and should appoint its own investment or financial or other advisors to assist the user in reaching any decision. PanAfrican Capital will accept no responsibility of any nature in respect of any statement, opinion, recommendation or information contained in this document.