

Daily Market Summary

EQUITIES MARKET

NGX ASI SHEDS 0.83% TO OPEN THE WEEK NEGATIVE

Equities market closed the day's trading session in red zone as the NGX All Share Index and Market Capitalisation depreciated by 0.83% to close at 49,950.32 and ₦26.94 trillion respectively. The Year-to-Date (YtD) and the Quarter-to-Date (QtD) returns stand at 16.93% and -3.60% respectively, while the Month-to-Date (MtD) and Week-to-Date returns stand at -0.83% and -0.83% respectively.

NGX Sector Indices: Of all the Industries on the NGX within our coverage, three (3) sectors advanced in points, two (2) sectors declined while one (1) remained flat. The NGX sector indices that advanced in points were NGX BANKING (+0.19%), NGX INSURANCE (+0.12%) and NGX PREMIUM (+0.04%) while NGX CONSUMER GOODS (-0.13%) and NGX 30 (-0.87%) declined in points. NGX OIL & GAS remained unchanged

The market breadth (gainers/losers) of 1.50x for the day indicates that the demand outpaced the supply in the market today. At the end of the day's trading, 21 stocks advanced as 14 stocks declined; CAVERTON (+10.00%), COURTVILLE (+10.00%) and CHAMPION (+9.59%) led the gainers chart while BUACEMENT (-9.96%), MCNICHOLS (-9.89%) and NEIMETH (-9.68%) led the losers chart for the day.

The day's trading activities by volume was led by GTCO (21.37million), ZENITHBANK (20.45million) and ACCESSCORP (16.78million) while the activity by value was led by ZENITHBANK (₦0.43billion), GTCO (₦0.43billion) and MTNN (₦0.26billion).

Table 1: NGX Market Daily Statistics

	01 Aug-22	29 Jul-22	Percentage Change
NGX All Share Index (NGXASI)	49,950.32	50,370.25	-0.83%
Market Cap. (₦ 'trn)	26.94	27.16	-0.83%
Transaction Volume (million)	176.05	254.77	-30.90%
Market Turnover (₦ 'million)	2,271.33	2,811.46	-19.21%
Number of Deals	4,965	4,905	1.22%

Table 2: Top 10 Price Gainers

COMPANY	OPEN (₦)	CLOSE (₦)	Change (%)
CAVERTON	1.00	1.10	10.00
COURTVILLE	0.40	0.44	10.00
CHAMPION	3.65	4.00	9.59
UNITYBNK	0.43	0.47	9.30
LIVESTOCK	1.15	1.25	8.70
JAPAUFGOLD	0.23	0.25	8.70
LIVINGTRUST	1.20	1.30	8.33
REGALINS	0.24	0.26	8.33
CHIPLC	0.64	0.69	7.81
UCAP	11.10	11.90	7.21

Table 3: Top 10 Price Losers

COMPANY	OPEN (₦)	CLOSE (₦)	Change (%)
BUACEMENT	69.30	62.40	-9.96
MCNICHOLS	0.91	0.82	-9.89
NEIMETH	1.55	1.40	-9.68
INTBREW	5.35	5.00	-6.54
MAYBAKER	3.58	3.35	-6.42
UACN	11.20	10.50	-6.25
NPFMCFRBK	1.75	1.65	-5.71
LINKASSURE	0.54	0.51	-5.56
SOVRENINS	0.26	0.25	-3.85
STERLNBANK	1.55	1.50	-3.23

Fig. 1: Top Traded Stocks by Volume

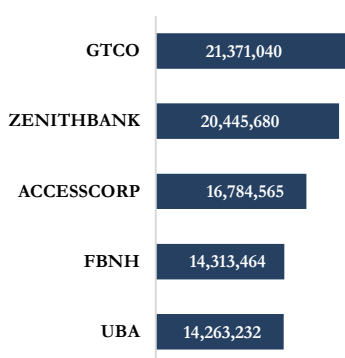


Fig. 2: Top Traded Stocks by Value (₦)

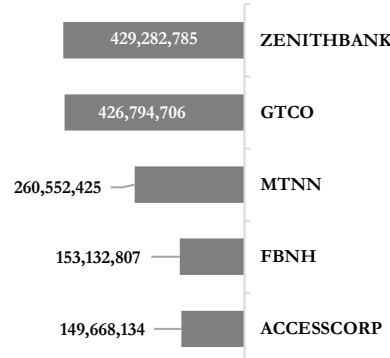
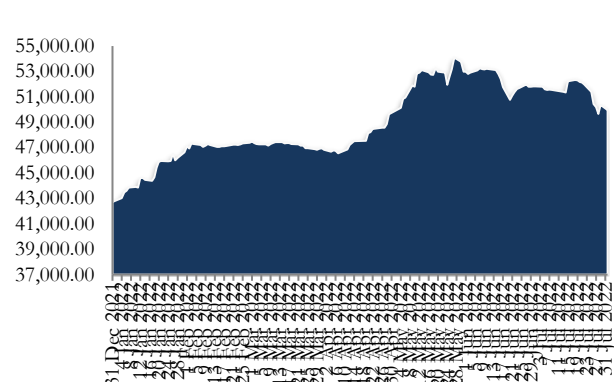


Fig. 3: NGX-ASI (Year-to-Date)



FIXED INCOME AND FX MARKET

Treasury Bills Market

In the treasury bills markets, the average yield increased by 194bps as it closed at 8.44% today (vs. 6.50% average market yield of last trading session). At the end of the trading session today, the 91 Days, 182 Days and 364 Days bills closed at 7.85% (2.53%), 8.67% (2.67%), and 8.81% (0.63%) respectively.

Bond Market

In the bond market, the average market yield increased by an average of 92bps as it closed at 11.29% as against 11.16% of the previous session. The result for the 27-Apr-2023, 14-Mar-2024, 22-Jan-2026, 23-Feb-2028, 23-Jul-2030, 24-Jul-2045 and 27-Mar-2050 bonds traded are 7.60% (0.33%), 10.80% (-0.05%), 11.65% (0.35%), 11.39% (-0.01%), 12.10% (0.32%), 12.11% (-0.27%) and 13.40% (0.25%) respectively.

Foreign Exchange Market

At the Foreign Exchange market, Naira appreciated by 95 kobo against dollar as it closed at ₦426.22/\$ today (vs. ₦427.17/\$ it closed in the previous trading session). The Open-Buy-Back (OBB) and Overnight (O/N) rate decreased by an average of 463 bps, closing at 10.00% and 10.50% respectively.

Table 4: Treasury Bills Yield

TENOR	PREVIOUS (%)	CURRENT (%)	CHANGE (%)
91-DAY	5.32	7.85	2.53
182-DAY	6.00	8.67	2.67
364-DAY	8.18	8.81	0.63

Table 5: FGN Bond Yield

TENOR	PREVIOUS (%)	CURRENT (%)	CHANGE
2-YEAR	10.85	10.80	-0.05
4-YEAR	11.30	11.65	0.35
6-YEAR	11.40	11.39	-0.01
8-YEAR	11.78	12.10	0.32

Table 6: Foreign Exchange Market

SPOT	PREVIOUS RATE (₦)	CURRENT RATE (₦)	CHANGE
USD (I&E Rate)	427.21	426.22	-0.22%

*+Depreciation, -Appreciation

Source: Bloomberg, PAC Research (as at 16.30 WAT)

ECONOMIC INDICATORS

MONETARY POLICY RATE (MPR)	14.00%
LIQUIDITY RATIO(LR)	30.00%
CASH RESERVE RATIO(CRR)	27.50%
INFLATION RATE (JUNE 2022)	18.60%
GDP GROWTH RATE (Q1'22)	3.11%

CORPORATE ACTIONS

Company	Dividend/Share	Bonus	Closure of Register	AGM Date	Payment Date
Redstar Express Plc	N0.075	Nil	14 - 16 September 2022	11-Oct-22	12-Oct-22
Tripple Gee & Company Plc	N0.06	Nil	12-Sep-22	27-Sep-22	04-Oct-22
Learn Africa Plc	N0.20	Nil	12-Sep-22	29-Sep-22	30-Sep-22
University Press Plc	N0.10	Nil	01-Sep-22	29-Sep-22	29-Sep-22
Flour Mills of Nigeria Plc	N2.15	Nil	15 -19 Augu 2022	07-Sep-22	08-Sep-22
Cutix Plc	N0.10	Nil	22nd Augu 2022	26-Aug-22	31-Aug-22
Smart Products Nigeria Plc	N0.10	Nil	08-Jul-22	11-Aug-22	18-Aug-22
McNichols Consolidated Plc	N0.03	Nil	1 -5 July 2022	28-Jul-22	04-Aug-22
Fidson Healthcare Plc	N0.50	Nil	11-Jul-22	28-Jul-22	29-Jul-22
Nigerian Aviation Handling Compnay Plc	N0.41	1 for 5	18-Jul-22	29-Jul-22	29-Jul-22
Presco Plc	N6.60	Nil	11-Jul-22	27-Jul-22	28-Jul-22
Cornerstone Insurance Plc	N0.05	Nil	12-Jul-22	26-Jul-22	26-Jul-22
BUA Cement Plc	N2.60	Nil	11 -15h July 2022 2022	21-Jul-22	21-Jul-22
Ecobank Transnational Incorporated	0.16 US Cents	Nil	6 -10 June 2022	25-May-22	06-Jul-22
Beta Glass Plc	N1.10	1 for 5	13 - 17 June 2022	05-Jul-22	06-Jul-22
Nestle Nigeria Plc	N25.50	Nil	30 May - 3rd June 2022	29-Jun-22	30-Jun-22
Skyway Aviation Handling Company Plc	N0.165	Nil	6 - 10 June 2022	29-Jun-22	29-Jun-22
Courteville Business Solutions Plc	N0.04	Nil	10-Jun-22	24-Jun-22	24-Jun-22
Seplat Energy Plc	US\$0.025 (2.5 Cents)	Nil	31-May-22	N/A	24-Jun-22
UAC of Nigeria Plc	N0.65	Nil	8 -14 June 2022	22nd June 2022	23-Jun-22
FBN Holdins Plc	N0.35	Nil	14 -15 June 2022	20-Jun-22	21-Jun-22
TotalEnergies Marketing Nigeria Plc	N18.20	Nil	25 -29 April 2022	16-Jun-22	17-Jun-22
Julius Berger Nigeria Plc	N2.50	Nil	30 May - 1 June 2022	16-Jun-22	17-Jun-22
Chemical and Allied Products Plc	N1.25	Nil	2nd -8 June 2022	16-Jun-22	17-Jun-22
Cadbury Nigeria Plc	N0.50	Nil	13-May-22	15-Jun-22	16-Jun-22
Sterling Bank Plc	N0.10	Nil	30 May - 3rd June 2022	16-Jun-22	16-Jun-22
Dangote Cement Plc	N20.00	Nil	31-May-22	14-Jun-22	15-Jun-22
Dangote Sugar Refinery Plc	N1.00	Nil	2nd June 2022	15-Jun-22	15-Jun-22
Jaiz Bank Plc	N0.04	Nil	27 May - 2nd June 2022	08-Jun-22	08-Jun-22
NASCON Allied Industries Plc	N0.40	Nil	06-May-22	3rd June 2022	06-Jun-22
LivingTrust Mortgage Bank Plc	N0.06	Nil	16-May-22	06-Jun-22	06-Jun-22
AIICO Insurance Plc	N0.02	Nil	23rd - 27 May 2022	27-May-22	30-May-22
Stanbic IBTC Holdings Plc	N2.00	Nil	14-Apr-22	26-May-22	27-May-22
GlaxoSmithKline Consumer Nigeria Plc	N0.45	Nil	25-Apr-22	26-May-22	27-May-22
Prestige Assurance Plc	N0.015	Nil	23rd - 27 May 2022	26-May-22	27-May-22
Seplat Energy Plc	US\$0.025 (2.5 Cents)	Nil	06-May-22	18-May-22	25-May-22
The Okomu Oil Palm Plc	N8.00	Nil	25-Apr-22	25-May-22	25-May-22
Berger Paints Nigeria Plc	N0.40	Nil	22nd -28 April 2022	19-May-22	19-May-22
Infinity Trust Mortgage Bank Plc	N0.05	Nil	25 -29 April 2022	12-May-22	19-May-22
NEM Insurance Plc	N0.22	Nil	2nd -6 May 2022	19-May-22	19-May-22
Union Homes Real Estate Investment Trust (N1.91	Nil	21-Apr-22	N/A	13-May-22
VETIVA Banking ETF	N0.025	Nil	(Qual. Date) 29 April 2022	N/A	13-May-22
AXA Mansard Insurance Plc	N0.25	Nil	29-Apr-22	12-May-22	12-May-22
Wema Bank Plc	N0.24	Nil	28 April - 4 May 2022	10-May-22	10-May-22
Unilever Nigeria Plc	N0.50	Nil	19-Apr-22	05-May-22	06-May-22
Unilever Nigeria Plc	N0.50	Nil	19 -25 April 2022	05-May-22	06-May-22
Fidelity Bank Plc	N0.35	Nil	25 -29 April 2022	05-May-22	05-May-22
MTN Nigeria Communications Plc	N8.57	Nil	07-Apr-22	28-Apr-22	28-Apr-22
Access Bank Plc	N0.70k	Nil	20-Apr-22	28-Mar-22	28-Apr-22
FCMB Group Plc	N0.20	Nil	15-Apr-22	27-Apr-22	27-Apr-22
Nigerian Breweries Plc	N1.20	Nil	10 -16 March 2022	22nd April 2022	22-Apr-22
Transnational Corporation of Nigeria Plc	N0.02	Nil	11 - 15 April 2022	21-Apr-22	22-Apr-22
Lafarge Africa Plc	N1.00	Nil	04-Apr-22	21-Apr-22	21-Apr-22
Guaranty Trust Holding Company Plc	N2.70	Nil	24-Mar-22	08-Apr-22	08-Apr-22
Custodian Investment Plc	N0.40	Nil	28 March - 1 April 2022	08-Apr-22	08-Apr-22
United Bank for Africa Plc	N0.80	Nil	21-Mar-22	07-Apr-22	07-Apr-22
Zenith Bank Plc	N2.80k	Nil	28-Mar-22	06-Apr-22	06-Apr-22
Transcorp Hotels Plc	N0.07	Nil	24-Mar-22	04-Apr-22	05-Apr-22
Neimeth International Pharmaceutical Plc	N0.070	Nil	15 - 21 March 2022	22nd March 2022	25-Mar-22
United Capital Plc	N1.50	Nil	9 - 15 March 2022	23rd March 2022	23-Mar-22
Africa Prudential Plc	N0.50	Nil	14 -18 March 2022	23rd March 2022	23-Mar-22
Vitafoam Nigeria Plc	N1.50	Nil	14 - 18 February 2022	3rd March 2022	04-Mar-22
P Z Cussons Nigeria Plc	N0.25	Nil	10-Jan-22	27-Jan-22	28-Jan-22
UPDC REIT (2021 Interim Distribution)	N0.18	Nil	31-Dec-21	N/A	10-Jan-22

Source: NGX. PAC Research

IMPORTANT DISCLOSURES

This research report has been prepared by the analyst(s), whose name(s) appear on the front page of this document, to provide background information about the issues which are the subject matter of this report. It is given for information purposes only.

Each analyst hereby certifies that with respect to the issues discussed herein, all the views expressed in this document are his or her own and reflect his or her personal views about any and all of such matters. These views are not necessarily held or shared by PAC Research or any of its affiliate companies. The analyst(s) views herein are expressed in good faith and every effort has been made to base our opinion on reliable comprehensive information, but no representation is made as to its accuracy or completeness. The opinions and information contained in this report are subject to change and neither the analysts nor PAC Research is under any obligation to notify you or make public any announcement with respect to such change.

This report is produced independently of PAC Research and the recommendations (if any), forecasts, opinions, estimates, expectations and views contained herein are entirely those of the analysts. While all reasonable care has been taken to ensure that the facts stated herein are accurate and that the recommendations, forecasts, opinions, estimates, expectations and views contained herein are fair and reasonable, none of the analysts, PAC Research nor any of its directors, officers or employees has verified the contents hereof and accordingly, none of the analysts, PAC Research nor any of its respective directors, officers or employees, shall be in any way responsible for the contents hereof.

With the exception of information regarding PAC Research, reports prepared by PAC Research analysts are based on public information. Facts and views presented in this report have not been reviewed and may not reflect information known to professionals on other PAC Research business areas including investment banking. This report does not provide individually tailored investment advice. Reports are prepared without regard to individual financial circumstances and the objectives of persons who receive it. The securities discussed in this report may not be suitable for all investors. It is recommended that investors independently evaluate particular investments and strategies. The appropriateness of a particular investment or strategy will depend on an investor's individual circumstances or objectives. Neither the analyst(s), PAC Research, any of its respective directors, officers nor employees accepts any liability whatsoever for any loss so ever arising from any use of this report or its contents or otherwise arising in connection therewith. Each analyst and/or any person connected with any analyst may have acted upon or used the information herein contained, or the research or analysis on which it is based prior to its publication date. This document may not be relied upon by any of its recipients or any other person in making investment decisions.

Each research analyst certifies that no part of his or her compensation was or will be directly or indirectly related to the specific recommendations (if any), opinions, forecasts, estimates or views in this report. Analysts' compensation is based upon activities and services intended to benefit clients of PAC Research. As with other employees of PAC Research, analysts' compensation is impacted by the overall profitability of PAC Research, which includes revenues from all business areas of PAC Research.

PanAfrican Capital Holdings Ltd

8A, Elsie Femi Pearse Street

Victoria Island

Lagos, Nigeria

Tel: +234 (1) 2716899, 2718630

www.panafricancapitalholdings.com