

NSEASI INCHES UP FURTHER BY 0.95%

Equities market closed the day's trading session in green zone as the NSE All Share Index and Market Capitalisation appreciated by 0.95% to close at 39,834.42 and ₦20.85 trillion respectively. The Year-to-Date (YtD) and the Quarter-to-Date (QtD) returns stand at -1.08% and 2.02%, while the Month-to-Date (MtD) and Week-to-Date returns stand at 2.02% and 1.36% respectively.

NSE Sector Indices: Of all the Industries on the NSE within our coverage, 5 sectors advanced in points while 1 sector declined. The NSE sector indices that advanced in points were NSE 30 (+1.28%), NSE INSURANCE (+0.86%), NSE CONSUMER GOODS (+0.29%), NSE PREMIUM (+0.23%), NSE BANKING (+0.11%) while the sectors that declined in points were NSE OIL & GAS (-0.51%).

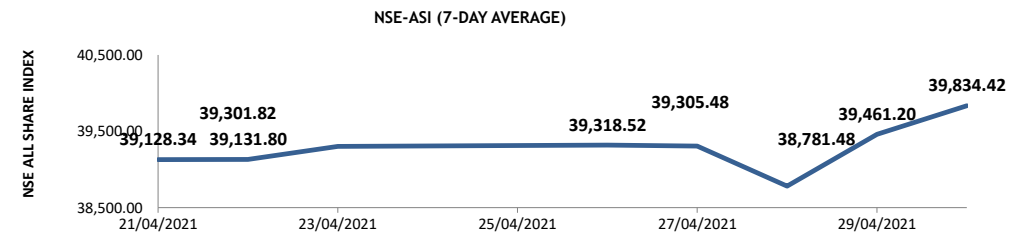
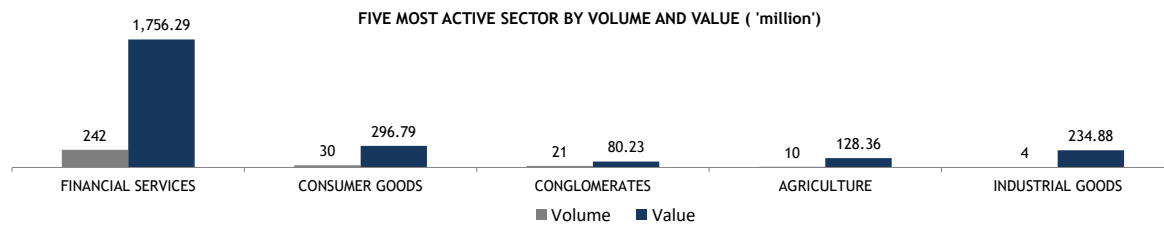
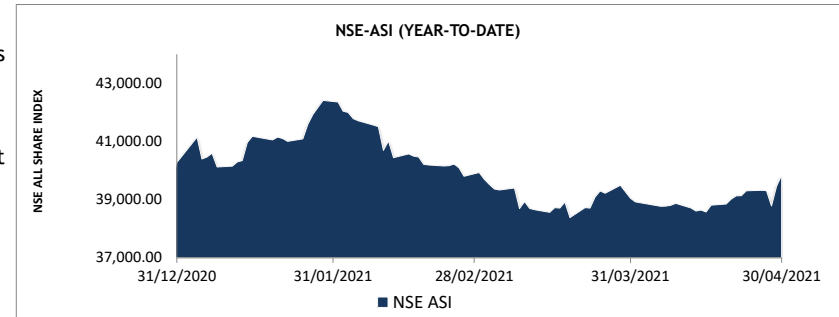
The market breadth (gainers/losers) of 1.00x for the day indicates that the number of sellers outpaced the number of buyers in the market today. At the end of the day's trading, 22 stocks advanced as 22 stocks declined; REGALINS (+10.00%), CHIPLC (+8.33%) and ROYALEX (+8.16%) led the gainers chart while NCR (-9.92%), VANLEER (-9.70%) and HONYFLOUR (-9.38%) led the losers chart for the day

The day's trading activities by volume was led by FBNH (95.29million), ACCESS (44.33million) and UBA (22.15million) while the activity by value was led by FBNH (₦0.64billion), MTNN (₦0.37billion) and ZENITHBANK (₦0.35billion).

Outlook: Nigerian equities ended the week on a positive note as increase in the prices of MTN, BUACEMENT, DANGCEMENT lifted the Market leading index. We expect the current trend to continue into next week on renewed confidence in holding Nigerian stocks.

NSE MARKET DAILY STATISTICS	Today	Previous	% Change
NSE All Share Index (NSEASI)	39,834.42	39,461.20	↑ 0.95%
Market Cap. (₦ 'trn)	20.85	20.65	↑ 0.95%
Transaction Volume (million)	317.66	223.04	↑ 42.42%
Market Turnover (₦ 'million)	2,978.61	1,725.84	↑ 72.59%
Number of Deals	4,317	3,409	↑ 26.64%

Source: Nigerian Stock Exchange (NSE) / PAC Research



TOP GAINERS

	Stock	Previous Price	Current Price	Change (₦)	%Change
1	REGALINS	0.30	0.33	0.03	↑ 10.00
2	CHIPLC	0.36	0.39	0.03	↑ 8.33
3	ROYALEX	0.49	0.53	0.04	↑ 8.16
4	FTNCOCOA	0.39	0.42	0.03	↑ 7.69
5	BUACEMENT	72.70	77.90	5.20	↑ 7.15
6	WAPIC	0.50	0.53	0.03	↑ 6.00
7	MBENEFIT	0.37	0.39	0.02	↑ 5.41
8	PORTPAINT	2.60	2.74	0.14	↑ 5.38
9	LASACO	1.35	1.42	0.07	↑ 5.19
10	VERITASKAP	0.20	0.21	0.01	↑ 5.00

TOP LOSERS

	Stock	Previous Price	Current Price	Change (₦)	%Change
1	NCR	2.52	2.27	-0.25	↓ -9.92
2	VANLEER	6.70	6.05	-0.65	↓ -9.70
3	HONYFLOUR	1.28	1.16	-0.12	↓ -9.38
4	SUNUASSUR	0.65	0.59	-0.06	↓ -9.23
5	UNITYBNK	0.68	0.62	-0.06	↓ -8.82
6	JAPAUFGOLD	0.65	0.60	-0.05	↓ -7.69
7	LINKASSURE	0.92	0.85	-0.07	↓ -7.61
8	UAC-PROP	0.80	0.75	-0.05	↓ -6.25
9	SOVRENINS	0.24	0.23	-0.01	↓ -4.17
10	LEARNAFRCA	1.08	1.04	-0.04	↓ -3.70

NSE SECTOR INDICES	Today	Previous	% Change	YtD(%)
NSE 30	1,598.45	1,578.20	↑ 1.28%	↓ -2.54%
NSE Banking 10	352.07	351.67	↑ 0.11%	↓ -10.42%
NSE Oil&Gas 5	269.11	270.49	↓ -0.51%	↑ 18.97%
NSE Insurance 10	201.49	199.77	↑ 0.86%	↑ 6.33%
NSE Consumer Goods 10	558.32	556.70	↑ 0.29%	↓ -2.62%
NSE Premium Index	3,467.21	3,459.30	↑ 0.23%	↓ -100.00%

Source: Nigerian Stock Exchange (NSE) / PAC Research

TOP 10 LOSERS YEAR TO DATE			TOP 10 GAINERS YEAR TO DATE		
1	SUNUASSUR	-41.00%	1	LASACO	305.71%
2	FTNCOCOA	-36.36%	2	CHAMPION	154.65%
3	DAARCOMM	-33.33%	3	ROYALEX	103.85%
4	VANLEER	-26.22%	4	MORISON	91.84%
5	NEIMETH	-22.42%	5	LINKASSURE	63.46%
6	STERLNBANK	-21.57%	6	MCNICHOLS	56.86%
7	MRS	-20.73%	7	REGALINS	50.00%
8	DEAPCAP	-20.00%	8	MBENEFIT	44.44%
9	SCOA	-18.77%	9	GUINNESS	42.63%
10	CONOIL	-18.47%	10	BOCGAS	42.22%

NSE RETURN HISTORY

Day Change	↑	0.95%
Week-to-Date	↑	1.36%
Month-to-Date	↑	2.02%
Quarter-to-Date	↑	2.02%
Year-to-Date	↓	-1.08%

TOP TRADED STOCKS BY VOLUME

STOCK	VOLUME (UNITS)
FBNH	95,285,024
ACCESS	44,330,820
UBA	22,153,523
HONYFLOUR	18,232,618
ZENITHBANK	15,614,942

TOP TRADED STOCKS BY VALUE

STOCK	VALUE (₦)
FBNH	641,158,037.45
MTNN	372,035,855.20
ZENITHBANK	346,291,390.65
ACCESS	327,309,760.75
DANGCEM	184,501,408.20

Source: Nigerian Stock Exchange (NSE) / PAC Research

FIXED INCOME REPORT AS AT APRIL 29, 2021

Treasury Bills Market:

In the treasury bills markets, the average yield decreased by 0bps as it closed at 4.79% today (vs. 4.79% average market yield of last trading session). At the end of the trading session today, the 15-Jul-21, 14-Oct-21 and 10-Mar-22 bills closed at 2.99% (0.00%), 3.88% (0.00%), and 7.49% (0.00%) respectively.

FGN Bond Market:

In the bond market, the average market yield increased by an average of 63bps as it closed at 10.91% as against 10.84% of the previous session. The result for the 27-Apr-2023, 14-Mar-2024, 22-Jan-2026, 23-Feb-2028, 23-Jul-2030, 24-Jul-2045 and 27-Mar-1950 bonds traded are 10.53% (0.00%), 10.96% (-0.01%), 12.36% (0.47%), 12.42% (-0.01%), 12.64% (0.00%), 13.90% (0.00%) and 14.10% (0.18%) respectively.

Foreign Exchange Market:

At the FX Market (CBN Official Window), Naira remains unchanged 0kobo, closing at ₦379.00/\$ today compared to the ₦379.00/\$ it traded in the previous trading session. On Investors and Exporters Window, Naira appreciated by 67 kobo against dollar as it closed at ₦411.00/\$ today (vs. ₦411.67/\$ it closed in the previous trading session).

Money Market:

In the Money Market today, the REPO rate increased by an average of 88bps to tighten liquidity. At the end of the trading session, the call, 1M, 2M, 3M rate closed at 15.00% (0.50%), 16.50% (1.50%), 17.00% (0.50%) and 17.50% (1.00%) respectively. However, Open-Buy-Back (OBB) and Overnight (O/N) rate increased by an average of 75 bps, closing at 15.75% and 16.00% respectively.

EXCHANGES				
AFRICA	30-Apr-21	VALUE Δ	29-Apr-21	% CHANGE
NSE	39,834.42	373.22	39,461.20	0.95%
BOTSWANA GAB	1,390.99	6.17	1,384.82	0.45%
GHANA SE	2,561.45	123.76	2,437.69	5.08%
JSE	67,022.45	-370.28	67,392.73	-0.55%
RWANDA SE	149.08	0.00	149.08	0.00%
UGANDA SE	1,390.42	0.00	1,390.42	0.00%
GLOBAL		VALUE Δ		% CHANGE
DOW JONES	33872.93	-187.43	34060.36	-0.55%
FTSE 100	6987.65	26.17	6961.48	0.38%
DAX	15217.42	63.22	15154.20	0.42%
NIKKEI 225	28812.63	-241.34	29053.97	-0.83%
S&P 500	4193.44	-18.03	4211.47	-0.43%

Source: Bloomberg / PAC Research as at 16.00 GMT

CURRENCY			
MAJOR CURRENCIES			
	CURRENCY/₦		CURRENCY/\$
USD	410.24	CFA FRANC	543.66
EUR	495.18	S.A RAND	14.47
GBP	568.53	GHANA CEDI	5.78
JPY	3.76	KENYAN SHILLING	107.70
AUD	317.47	RWANDA FRANC	992.30
ZAR	28.37	EGYPTIAN POUND	15.67

oomberg / PAC Research

NOMIC INDICATORS	
	30-Apr-21
MONETARY POLICY RATE (MPR)	11.5%
LIQUIDITY RATIO(LR)	30.00%
CASH RESERVE RATIO(CRR) Private(Public)	27.50%
INFLATION	18.17%
GDP GROWTH RATE (Q4'20)	0.11%

COMMODITIES			
ENERGY	TODAY'S PRICE	VALUE Δ	PREVIOUS PRICE
BRENT CRUDE	67.32	-1.18	68.50
WTI CRUDE	63.49	-1.36	64.85
GASOLINE	206.33	-3.66	209.99
NATURAL GAS	2.94	0.02	2.92
METALS		VALUE Δ	
GOLD	1771.83	-1.61	1773.44
SILVER	26.13	0.02	26.11
PLATINIUM	1217.82	11.46	1206.36
PALLADIUM	2986.83	28.03	2958.80
ALUMINIUM	#N/A Real Time	17.50	#VALUE!
COPPER	#N/A Real Time	9.00	#VALUE!
AGRICULTURE		VALUE Δ	
CORN	660.75	10.50	650.25
WHEAT	724.50	-4.50	729.00
SOYBEANS	1501.25	-3.00	1504.25
SUGAR	16.79	-0.19	16.98
COTTON	87.94	1.16	86.78
COCOA	2402.00	-95.00	2497.00

PACAM BALANCED FUND

Investment takes different forms. In investing you need to consider a few basic things;

- a) What opportunities exist in the market
- b) How much capital to commit into investment.
- c) Transaction cost
- d) Skill and time to monitor the investment
- e) How to exit the investment

Many people often ask the question why a particular stock made more than 390% last year, and think 'if I had put my money in there my investment would have quadrupled'. While that is true, have you considered investing in some stock that delivers a negative return of about 65%? - That could be catastrophic. You wouldn't know on face value what stock would likely do well at the end of the day. This is why diversification is essential, so that as your portfolio risk is spread out.

It does not require a huge amount to build a well-diversified portfolio. One can benefit from portfolio diversification, professional management, competitive returns and broad investment opportunities simply by investing in a vehicle such as a Mutual Fund. Buying into a fund provides great benefit to investors with limited knowledge, time or money, while expanding the opportunities available to the investor.

A Balanced Fund is a type of collective investment scheme that invests in multiple asset classes giving you an opportunity to benefit from a broader range of investment securities. Let me introduce PACAM Balanced Fund sponsored by the PAC Asset Management LTD.

The PACAM Fund is an Open-ended Balanced Fund that will be invested in a mix of instruments across four asset classes and target locations are as follow ; Equity (up to 40%), Bonds (up to 15%), Money Market (up to 15%) and Real Estate (up to 30%.) The Fund seeks to achieve an efficient balance between capital appreciation and income for investors with modest risk appetite.

Unit Of Sale: Minimum of 50,000 units and multiples of 10,000 units thereafter.

Offer Price: N1:00 per unit

How to subscribe:

Visit www.pacassetmanagement.com/mutualfunds download the application form, complete it and make payment at any branch of Access or Unity Bank to the following account numbers

Access Bank: 0694495528

Unity Bank: 0024075950

Please scan completed application form and payment evidence to info@pacassetmanagement.com

EARNINGS UPDATES

GUARANTY TRUST BANK PLC (FINAL DIVIDEND)

Proposed Final Dividend: N2.70 per share
Proposed Bonus: Nil
Closure Date: 1st April 2021
AGM Date: 9th April 2021
Payment Date: 9th April 2021

ZENITH BANK PLC (FINAL DIVIDEND)

Proposed Final Dividend: N2.70 kobo per 50 kobo share
Proposed Bonus: NA
Closure Date: 9th March, 2021
Qualification Date: 8th March, 2021
AGM Date: 16th March, 2020
Payment Date: 16th March, 2020
AGM Venue: Civic Center, Ozumba Mbadiwe Street,
Victoria Island Lagos State. The Shell
Nigeria Hall, Muson Centre, 8/9
Marina, Onikan, Lagos State Nigeria

NIGERIAN BREWERIES PLC (FINAL DIVIDEND)

Proposed Final Dividend: 69 Kobo per 50 kobo share
Proposed Bonus: NA
Closure Date: 11th - 17th March, 2021
Qualification Date: 10th of March, 2021
AGM Date: 22nd of April, 2021 at 10am
Payment Date: 23rd of April, 2021
AGM Venue: The Shell Nigeria Hall, Muson Centre, 8/9
Marina, Onikan, Lagos State Nigeria

DANGOTE CEMENT (FINAL DIVIDEND)

Proposed Final Dividend: N16.00
Proposed Bonus: Nil
Closure Date: 28th April 2021
AGM Date: 26th May 2021
Payment Date: 27th May 2021

LAFARGE AFRICA PLC (FINAL DIVIDEND)

Proposed Final Dividend: N1.00
Proposed Bonus: Nil
Closure Date: 4th - 7th May 2021
AGM Date: 25th May 2021
Payment Date: 25th May 2021

STANBIC IBTC (FINAL DIVIDEND)

Proposed Final Dividend: N3.60
Proposed Bonus: Nil
Closure Date: 8th - 15th April 2021
AGM Date: 27th May 2021
Payment Date: 28th May 2021

For further enquiries, please call **Charles Okonkwo (PAC Securities) on +2348036824312**
Dele Ige (PAC Asset Management) on +2348029591495
Sope Agbebi (PAC Asset Management) on +2348130213743

Disclaimer

The information, opinions and recommendations contained herein are and must be construed solely as statements of opinion and not statements of fact. No warranty, express or implied, as to the accuracy, timeliness, completeness, merchantability or fitness for any particular purpose of any such recommendation or information is given or made by **PanAfrican Capital** in any form or manner whatsoever. Each recommendation or opinion must be weighed solely as one factor in any investment or other decision made by or on behalf of any user of the information contained herein and such user must accordingly make its own study and evaluation of each strategy / security that it may consider purchasing, holding or selling and should appoint its own investment or financial or other advisors to assist the user in reaching any decision. **PanAfrican Capital** will accept no responsibility of any nature in respect of any statement, opinion, recommendation or information contained in this document.